

**SWAMI VIVEKANAND TRAINING AND EDUCATION CENTRE PRIVATE LIMITED**

723/A, Prathmesh Complex, Veeradesai Road Extension  
Andheri (West), Mumbai-400 053

**BALANCE SHEET AS AT 31-03-2025**

All Amounts are in ₹ Lakhs, Except No of shares & EPS

Particulars	Note Nos.	As At	As At
		31-03-2025	31-03-2024
<b>I ASSETS</b>			
<b>1. Non - Current Assets</b>			
(a) Property Plant And Equipment & Intangible Assets	1	562.94	562.94
(b) Capital Work In Progress		-	-
(c) Other Intangible Assets		-	-
(d) Right-of-use assets	1	113.90	113.90
(e) Financial Assets		-	-
(i) Investments		-	-
(ii) Trade Receivables		-	-
(iii) Loans and Advances		-	-
(iv) Other Financial Assets		-	-
(f) Deferred Tax Assets (Net)	2	0.10	0.10
(g) Other Non Current Assets		-	-
<b>2. Current Assets</b>			
(a) Inventories		-	-
(b) Financial Assets		-	-
(i) Investments		-	-
(ii) Trade Receivables	3	1.00	1.00
(iii) Cash & Cash Equivalents		-	-
(iv) Short Term Loans and Advances		-	-
(c) Other current assets	4	39.02	39.02
<b>TOTAL</b>		<b>716.96</b>	<b>716.96</b>
<b>II EQUITY AND LIABILITIES</b>			
<b>1. Equity</b>			
(a) Equity Share Capital	5	49.91	49.91
(b) Other Equity	6	(1,143.83)	(1,143.72)
<b>2. Non-Current Liabilities</b>			
(a) Financial liabilities		-	-
(i) Borrowings		-	-
(ii) Trade Payables	7	1,134.93	1,134.93
(iii) Other Financial Liabilities		-	-
(b) Provisions		-	-
(c) Deferred Tax Liabilities (Net)		-	-
(d) Deferred Income - Advance towards Members Facilities	8	207.96	207.96
(d) Other Non Current Liabilities		464.35	464.35
<b>3. Current Liabilities</b>			
(a) Financial Liabilities		-	-
(i) Borrowings		-	-
(ii) Lease Liabilities		-	-
(iii) Trade Payables		-	-
- total outstanding dues of micro enterprises and small enterprises		-	-
- total outstanding dues of creditors other than micro enterprises and small enterprises		-	-
(iv) Other Financial Liabilities		-	-
(b) Other Current Liabilities	9	1.56	1.56
(c) Provisions	10	2.08	1.97
(d) Current Tax Liabilities (Net)		-	-
<b>TOTAL</b>		<b>716.96</b>	<b>716.96</b>

Significant Accounting Policies & Notes to Financial Statements

1 to 26

As per our report of even date

for P. Murali & Co.,

Chartered Accountants,  
FRN:0072575

M V Joshi

Partner

Membership No.024784

UDIN:25024784BMIXV8569



for and on behalf of the Board of Directors  
SWAMI VIVEKANAND TRAINING AND EDUCATION  
CENTRE PRIVATE LIMITED

Y. SIDDHARTH REDDY

Director

DIN:00815456



Y. VARUN REDDY

Director

DIN:01905757

PLACE: HYDERABAD

DATE :29-05-2025

**SWAMI VIVEKANAND TRAINING AND EDUCATION CENTRE PRIVATE LIMITED**  
723/A, Prathmesh Complex, Veeradesai Road Extension  
Andheri (West), Mumbai-400 053

**STATEMENT OF PROFIT & LOSS FOR THE YEAR ENDED 31-03-2025**

All Amounts are in ₹ Lakhs, Except No of shares & EPS

Particulars	Note Nos.	Year Ended	Year Ended
		31-03-2025	31-03-2024
<b>1. INCOME</b>			
Revenue From Operations		-	-
Other Income		-	-
<b>TOTAL INCOME</b>		-	-
<b>2. EXPENDITURE</b>			
Cost of Material Consumed		-	-
Employee Benefit Expenses		-	-
Depreciation and Amortisation Expenses		-	-
Other Expenses		-	-
<b>TOTAL EXPENDITURE</b>	1 11	0.12	0.12
<b>3. PROFIT/(LOSS)</b>		<b>0.12</b>	<b>0.12</b>
Profit/(Loss) Before Tax			
Tax Expense:			
- Current Tax		(0.12)	(0.12)
- Deferred Tax		-	-
Profit/(Loss) for the Year		-	-
Earning Per Share			
- Basic		(0.12)	(0.12)
- Diluted		(0.12)	(0.12)
		(11.71)	(11.71)
		(11.71)	(11.71)

Significant Accounting Policies & Notes to Financial Statements

1 to 26

As per our report of even date  
for P. Murali & Co.,  
Chartered Accountants,  
FRN:0072575



*M V Josthi*  
M V Josthi

Partner

Membership No.024784

UDIN:25024784BMIXVV8569

for and on behalf of the Board of Directors  
SWAMI VIVEKANAND TRAINING AND EDUCATION  
CENTRE PRIVATE LIMITED



*Y. Siddharth Reddy*

Y. SIDDHARTH REDDY

Director

DIN:00815456

*Y. Varun Reddy*  
Y. VARUN REDDY

Director

DIN:01905757

PLACE: HYDERABAD

DATE :29-05-2025

**SWAMI VIVEKANAND TRAINING AND EDUCATION CENTRE PRIVATE LIMITED**

723/A, Prathmesh Complex, Veeradesai Road Extension  
Andheri (West), Mumbai-400 053

**CASH FLOW STATEMENT FOR THE YEAR ENDED 31.03.2025**

Particulars	All Amounts are in ₹ Lakhs, Except No of shares & EPS	
	Current Year	Previous Year
<b>I. CASH FLOW FROM OPERATING ACTIVITIES:</b>		
Profit/(Loss) Before Tax		
Adjustments for : -		
Depreciation	(0.12)	(0.12)
Interest Paid	-	-
Interest Income	-	-
<b>Operating Cash Flow before Working Capital Changes</b>	-	-
(Increase) / Decrease in Inventory	(0.12)	(0.12)
(Increase) / Decrease in Trade Receivables	-	-
(Increase) / Decrease in Short Term Loans & Advances	-	-
(Increase) / Decrease in Other Non - Current Assets	-	(28.00)
(Increase) / Decrease in Current Investments	-	-
Increase / (Decrease) in Trade Payables	-	-
Increase / (Decrease) in Other Current Liabilities	-	-
Increase / (Decrease) in Provisions	-	-
<b>CASH GENERATED FROM OPERATIONS</b>	0.12	0.12
Add: Prior Period Expenses	(0.00)	(28.00)
Less: Income Tax Paid	-	-
<b>CASH GENERATED FROM OPERATING ACTIVITIES</b>	(0.00)	(28.00)
<b>II. CASH FLOW FROM INVESTING ACTIVITIES:</b>		
Purchase/Sale of Property Plant & Equipment	-	-
Capital Work in Progress, Pre-operative Expenses	-	-
Interest Income	-	-
(Increase) / Decrease in Loans & Advances	-	-
<b>NET CASH AVAILABLE FROM INVESTING ACTIVITIES</b>	-	-
<b>III. CASH FLOW FROM FINANCING ACTIVITIES:</b>		
Proceeds From Issue of Equity Shares	-	28.00
Proceeds/(Repayment) of Borrowings	-	-
Interest Paid	-	-
Increase / (Decrease) in Other Non Current Liabilities	-	-
<b>NET CASH USED IN FINANCING ACTIVITIES</b>	-	-
<b>NET INCREASE IN CASH AND CASH EQUIVALENTS(I+II+III)</b>	-	28.00
Opening Balance of Cash & Cash Equivalents	(0.00)	-
Closing Balance of Cash & Cash Equivalents	(0.00)	-

As per our report of even date  
for P. Murali & Co.,  
Chartered Accountants,  
FRN:007257S



*M V Joshi*  
M V Joshi  
Partner  
Membership No.024784  
UDIN:25024784BMIXVV8569

for and on behalf of the Board of Directors  
SWAMI VIVEKANAND TRAINING AND EDUCATION  
CENTRE PRIVATE LIMITED



*Y. Siddharth Reddy*  
Y. SIDDHARTH REDDY  
Director  
DIN:00815456

*Y. Varun Reddy*  
Y. VARUN REDDY  
Director  
DIN:01905757

PLACE: HYDERABAD  
DATE :29-05-2025

**SWAMI VIVEKANAND TRAINING AND EDUCATION CENTRE PRIVATE LIMITED**  
723/A, Prathmesh Complex, Veeradesai Road Extension  
Andheri (West), Mumbai-400 053

**NOTE NO.1: PROPERTY, PLANT AND EQUIPMENT AND INTANGIBLE ASSETS**

All Amounts are in ₹ Lakhs. Except No of shares & EPS

Cost	Property Plant and Equipment							Intangible Assets	
	Land	Buildings	Furniture & Fixtures	Plant & Machinery	Computers	Vehicles	Total Property, Plant and Equipment	Intangible Assets	Total Intangible Assets
<b>As at March 31st, 2023</b>	89.37	697.74	180.68	133.87	4.93	-	1,106.59	113.90	113.90
Additions	-	-	-	-	-	-	-	-	-
Disposals	-	-	-	-	-	-	-	-	-
<b>As at March 31st, 2024</b>	89.37	697.74	180.68	133.87	4.93	-	1,106.59	113.90	113.90
Additions	-	-	-	-	-	-	-	-	-
Disposals	-	-	-	-	-	-	-	-	-
<b>As at March 31st, 2025</b>	89.37	697.74	180.68	133.87	4.93	-	1,106.59	113.90	113.90
Depreciation	-	-	-	-	-	-	-	-	-
<b>As at March 31st, 2023</b>	-	224.17	180.68	133.87	4.93	-	543.65	-	-
Charge for the period	-	-	-	-	-	-	-	-	-
Disposals	-	-	-	-	-	-	-	-	-
<b>As at March 31st, 2024</b>	-	224.17	180.68	133.87	4.93	-	543.65	-	-
Charge for the period	-	-	-	-	-	-	-	-	-
Disposals	-	-	-	-	-	-	-	-	-
<b>As at March 31st, 2025</b>	-	224.17	180.68	133.87	4.93	-	543.65	-	-
<b>Net Block</b>							<b>543.65</b>		
<b>As at March 31st, 2025</b>	89.37	473.57	0.10	(0.00)	-	-	562.94	113.90	113.90
As at March 31st, 2024	89.37	473.57	0.10	(0.00)	-	-	562.94	113.90	113.90



*[Handwritten Signature]*

NOTES TO BALANCE SHEET

NOTE NO. 2 : OTHER FINANCIAL ASSETS

All Amounts are in ₹ Lakhs, Except No of shares & EPS

Particulars	As at	As at
	31-03-2025	31-03-2024
Security Deposit	0.10	0.10
	<u>0.10</u>	<u>0.10</u>

NOTE NO. 3 : INVESTMENTS

Particulars	As at	As at
	31-03-2025	31-03-2024
Investment in Bharat Co-op. Bank Ltd. 2000 shares of Rs.50/- each	1.00	1.00
	<u>1.00</u>	<u>1.00</u>

NOTE NO. 4 : SHORT TERM LOANS AND ADVANCES

Particulars	As at	As at
	31-03-2025	31-03-2024
Advances with Statutory Authorities	39.02	39.02
	<u>39.02</u>	<u>39.02</u>

NOTE NO. 5 : EQUITY SHARE CAPITAL

Particulars	As at	As at
	31-03-2025	31-03-2024
<b>Authorised Capital</b>		
1100 Equity Shares (Previous Year 1100 Equity Shares)	1.10	1.10
48900 Preference Shares (Previous Year 48900 Preference Shares)	48.90	48.90
	<u>50.00</u>	<u>50.00</u>
<b>Issued, Subscribed &amp; Fully Paid up:</b>		
1008 Equity Shares (Previous Year 1008 Equity Shares)	1.01	1.01
48900 Preference Shares (Previous Year 48900 Preference Shares)	48.90	48.90
	<u>49.91</u>	<u>49.91</u>
<b>Par Value per Share</b>		
Equity share	100	100
Preference Share	100	100


Notes:

1. Terms /rights attached to equity shares

- i. The Company has Two classes of shares referred to as equity shares and Preference Shares having a par value of Rs.100/- each both Classes. Share holder of Equity and Preference shares is entitled to one vote per share

Reconciliation of the number of shares outstanding at the beginning and at the end of the reporting period

	31-03-2025		31-03-2024	
	Nos	Amount	Nos	Amount
<b>Equity Shares</b>				
Total No of shares at opening accounting period	1,008	1.01	1,008	1.01
Add: No of shares issued during the year - Bonus Issue	-	-	-	-
Add: No of shares issued during the year - Cash Issue	-	-	-	-
Less : No of shares Forfeited/Bought Back during the year	-	-	-	-
Total No of shares at end of accounting period	<u>1,008</u>	<u>1.01</u>	<u>1,008</u>	<u>1.01</u>
<b>Preference Shares</b>				
Total No of shares at opening accounting period	48,900	48.90	48,900	48.90
Add: No of shares issued during the year - Bonus Issue	-	-	-	-
Add: No of shares issued during the year - Cash Issue	-	-	-	-
Less : No of shares Forfeited/Bought Back during the year	-	-	-	-
Total No of shares at end of accounting period	<u>48,900</u>	<u>48.90</u>	<u>48,900</u>	<u>48.90</u>



Shares in the Company held by each shareholder holding more than 5% shares of the Company

Name of the Shareholder	31-03-2025		31-03-2024	
	Nos	% holding	Nos	% holding
Country Club Hospitality & Holidays Limited	972	96.43	972	96.43
Country Club Hospitality & Holidays Limited - Preference Shares	48,900	100	48,900	100

Shareholding of promoters

Promoter's Name	No of Shares	% of Total Shares	% of Change during the year
Country Club Hospitality & Holidays Limited	990	98.21	Nil
Y. Rajeev Reddy - Nominee of Country Club Hospitality & Holidays Limited	10	0.99	Nil
Y. Siddharth Reddy - Nominee of Country Club Hospitality & Holidays Limited	8	0.79	Nil

NOTE NO. 6 : OTHER EQUITY

All Amounts are in ₹ Lakhs, Except No of shares & EPS

Particulars	As at	As at
	31-03-2025	31-03-2024
<b>General Reserve</b>		
As per last year Balance Sheet	130.13	130.13
Add: Transfer from statement of Profit and Loss account	-	-
	<u>130.13</u>	<u>130.13</u>
<b>Surplus/(Deficit):</b>		
<b>Surplus/(Deficit) in Statement of Profit and Loss</b>		
As per last year Balance Sheet	(1,274)	(1,273.73)
Add: Current year Profit/(Loss)	(0.12)	(0.12)
	<u>(1,273.96)</u>	<u>(1,273.85)</u>
	<u>(1,143.83)</u>	<u>(1,143.72)</u>

NOTE NO.7 : BORROWINGS

Particulars	As at	As at
	31-03-2025	31-03-2024
<b>Unsecured</b>		
Loans and Advances From Related Parties		
- Country Club Hospitality & Holidays Limited	1,116.59	1,116.59
- Swimwell Investment & Trading Pvt.Ltd.	9.92	9.92
Other loans and advances		
- Loan from Others	8.42	8.42
	<u>1,134.93</u>	<u>1,134.93</u>

NOTE NO. 8 : DEFERRED TAX LIABILITIES (NET)

Particulars	As at	As at
	31-03-2025	31-03-2024
Opening Deferred tax Liability		
Add: Deferred Tax Liability for the year ( Due to SLM and WDV Difference )	207.96	207.96
	<u>207.96</u>	<u>207.96</u>

NOTE NO.9 : OTHER CURRENT LIABILITIES

Particulars	As at	As at
	31-03-2025	31-03-2024
Dues to Statutory Authorities	1.56	1.56
	<u>1.56</u>	<u>1.56</u>



## NOTE NO.10 : PROVISIONS


All Amounts are in ₹ Lakhs, Except No of shares &amp; EPS

Particulars	As at	As at
	31-03-2025	31-03-2024
Provision for Employee Benefits		
Salaries & Wages Payable	0.02	0.02
PF Payable	0.46	0.46
ESI Payable	0.02	0.02
Professional Tax Payable	0.26	0.26
Gratuity Payable	0.38	0.38
Others		
- Consultancy & Profesional Charges Payable	0.94	0.83
	<u>2.08</u>	<u>1.97</u>

## NOTES TO STATEMENT OF PROFIT &amp; LOSS

## NOTE NO. 11 : OTHER EXPENSES

Particulars	Year Ended	Year Ended
	31-03-2025	31-03-2024
Payment to Auditors:		
- As Auditor	0.12	0.12
	<u>0.12</u>	<u>0.12</u>



Handwritten initials or signature in blue ink.



**SWAMI VIVEKANAND TRAINING AND EDUCATION CENTRE PRIVATE LIMITED**

Country Club Kool, # 6-3-1219, 5th Floor, Begumpet  
Hyderabad - 500016

**Calculation of Ratios for the Financial Year And Previous Year**

Particulars	Numerator	Denominator	31-03-2025	31-03-2024	Variance (%)
(a) Current Ratio	Current Assets	Current Liabilities	10.99	11.33	-2.97%
(b) Debt-Equity Ratio	Total Debt ( borrowings and lease liabilities)	Shareholder's Equity	-1.04	-1.04	-0.01%
(c) Debt Service Coverage Ratio	Earning for Debt Service=Net Profit after taxes + Non-cash operating expenses like depreciation and other amortizations + Interest	Debt service = Interest & Lease Payments + Principal Repayments	-	-	-
(d) Return on Equity Ratio	Net Profits after taxes - Preference Dividend (if any)	Average Shareholder's Equity	0.00	0.00	-0.01%
(e) Inventory turnover ratio	Sales	Average Inventory	-	-	-
(f) Trade Receivables turnover ratio	Net Sales	Avg. Accounts Receivable	-	-	-
(g) Trade payables turnover ratio	Net Credit Purchases	Average Trade Payables	-	-	-
(h) Net capital turnover ratio	Net Sales	Working Capital	-	-	-
(i) Net profit ratio	Net Profit	Net Sales	-	-	-
(j) Return on Capital employed	Earning before interest and taxes	Capital Employed = Tangible Net Worth + Total Debt + Deferred Tax Liability	-0.00	-0.00	0.02%
(k) Return on investment.	Current Value of Investment-Cost of Investment	Cost of Investment	-	-	-

Particular	Current year	Pervious year
Current Asset	40.02	40.02
Current liability	3.64	3.53
Total Debt	1,134.93	1,134.93
Shareholder's Equity	(1,093.92)	(1,093.81)
Earning for Debt Service	-	-
Debt service	-	-
PAT	(0.12)	(0.12)
Average Shareholder's Equity	(1,093.87)	(1,093.80)
EBIT	(0.12)	(0.12)
Capital Employed	713.31	713.43

*Handwritten initials*



## SWAMI VIVEKANAND TRAINING AND EDUCATION CENTRE PRIVATE LIMITED

### MATERIAL ACCOUNTING POLICIES

#### A. BASIS OF ACCOUNTING AND PREPARATION OF FINANCIAL STATEMENTS:

These financial statements of the Company are prepared in accordance with the Indian Generally Accepted Accounting Principles (GAAP) under the Historical Cost convention on the accrual basis except for certain financial instruments which are measured at Fair Values. GAAP comprises mandatory accounting standards as prescribed under Section 133 of the Companies Act, 2013 read with Relevant to rules issued there under. The accounting policies adopted in the preparation of the financial statements are consistent with those followed in the previous year.

#### B. REVENUE RECOGNITION:

- i) The Company follows the mercantile system of accounting and recognizes income and expenditure on accrual basis.
- ii) Revenue is not recognized on the grounds of prudence, until realized in respect of liquidated damages, delayed payments as recovery of the amounts are not certain.

#### C. PROVISIONS:

Provisions are recognized when the company has a legal and constructive obligation as a result of a past event, for which it is probable that a cash outflow will be required and a reliable estimate can be made of the amount of the obligation.

#### D. PROPERTY, PLANT & EQUIPMENT:


Property, Plant & Equipment is stated at cost. Cost comprises the Purchase price and other attribute expenses.

#### E. DEPRECIATION

Depreciation is in accordance with provisions of Schedule II of Companies Act, 2013.

#### F. DEFFERED TAX LIABILITY:

Deferred tax liability is recognized for future tax consequences attributable to the timing differences that result between profit offered for Income tax and the profit as per the standalone financial statements. Deferred tax liability is measured as per the tax rates/laws that have been enacted or substantively enacted by the Balance Sheet date.



## G. EARNINGS PER SHARE

The Basic and Diluted Earnings Per Share (EPS) is computed by dividing the net profit after tax for the year by weighted average number of Equity shares outstanding during the year.


## H. INVESTMENTS:

Non-current investments are valued at cost less permanent diminution in value.

## I. ROUNDING OF AMOUNTS

All the amounts disclosed in the Financial Statements and notes have been rounded off to the lakhs and decimals there of as per requirement of Schedule III of the Companies Act, 2013 unless otherwise stated.

*Handwritten signature*



## SWAMI VIVEKANAND TRAINING AND EDUCATION CENTRE PRIVATE LIMITED

### Notes to Financial Statements

- 12) The Company has incurred losses as there were no commercial operations done due to which the net worth of the company has been eroded.
- 13) The Company has not received any information from "Suppliers" regarding their status under Micro, Small and Medium Enterprises Development Act, 2006, and hence, whether any due outstanding to SSI unit for more than 45 days is not ascertainable.
- 14) The company doesn't have any transactions which are not recorded in books of accounts that has been surrendered or disclosed for tax assessments under Income Tax Act, 1961 during the year.
- 15) The company has not traded or invested in crypto currency or virtual currency during the financial year.
- 16) There are no significant events that occurred after the Balance Sheet Date.
- 17) The Company doesn't have any transactions or relationship with struck off companies.
- 18) The Company, other than as disclosed in the notes to accounts, has not advanced or loaned or invested any funds (either from borrowed funds or share premium or any other sources or kind of funds) to or in any other persons or entities, including foreign entities ("Intermediaries"), with the understanding, whether recorded in writing or otherwise, that the Intermediary shall, directly or indirectly lend or invest in other persons or entities identified in any manner whatsoever ("Ultimate Beneficiaries") by or on behalf of the Company or provide any guarantee, security or the like on behalf of the Ultimate Beneficiaries.
- 19) The company has not been declared as willful defaulter by any bank or financial institution.
- 20) As per information provided, no proceeding has been initiated or pending against the company for holding any benami property under the benami transaction (prohibition) Act, 1988.
- 21) The Company, other than as disclosed in the notes to accounts, has not received any funds from any persons or entities, including foreign entities ("Funding Parties"), with the understanding, whether recorded in writing or otherwise, that the Company shall directly or indirectly, lend or invest in other persons or entities identified in any manner whatsoever ("Ultimate Beneficiaries") by or on behalf of the Funding Parties or provide any guarantee, security or the like on behalf of the Ultimate Beneficiaries.



22) Auditors' Remuneration:

(All Amounts are in ₹ Lakhs, Except No of shares & EPS)

Particulars	31-03-2025	31-03-2024
Audit Fee	0.12	0.12



23) Related party disclosures:

(All Amounts are in ₹ Lakhs, Except No of shares & EPS)

Name of the related party	Nature of transaction	Relation	Opening balance as on 01.04.2024	Transaction During the Year (2024-25)	Closing balance as on 31.03.2025
Country Club Hospitality & Holidays Limited	Advance received	Holding Company	1,116.59	-	1,116.59
Swimwel Investment and Trading Pvt Ltd	Advance received	Common promoter	9.92	-	9.92

24) Ratios:

Particulars	Numerator	Denominator	As at 31 March, 2025	As at 31 March, 2024	Variance (%)
Current Ratio	Current Assets	Current Liabilities	10.99	11.33	-2.97
Debt-Equity Ratio	Total Debt - Deferred Tax Liabilities	Shareholders' Equity	-1.04	-1.04	-0.01
Debt Service Coverage Ratio	Earnings available for debt services	Interest+ Installments	-	-	-
*Return on Equity Ratio	Net Profits After Tax	Shareholders' funds	0.00	0.00	-0.01
Inventory Turnover Ratio	Sales	Average Inventory	-	-	-
Trade Receivables Turnover Ratio	Credit Sales	Average Trade receivables	-	-	-
Trade Payables Turnover Ratio	Annual Net Credit Purchases	Average Trade Payables	-	-	-
Net Capital Turnover Ratio	Sales	Working Capital	-	-	-
Net Profit Ratio	Net profit after tax	Sales	-	-	-



*Return on Capital employed	Earnings before interest and taxes	Capital Employed = Total Assets - Current Liabilities	-0.00	-0.00	-3.91
*Return on Investment (Assets)	Total Comprehensive Income	Average Total Assets	-	-	-


25) Previous years' figures are restated/regrouped/rearranged wherever necessary in order to conform to the current years' grouping and classifications.

26) Figures have been rounded off to the nearest lakhs and decimals thereof.

**SIGNATURE TO NOTES 1 To 26**

As per our report of even date  
For P. Murali & Co.  
Chartered Accountants  
FRN: 007257S


For and on behalf of the Board  
SWAMI VIVEKANAND TRAINING AND  
EDUCATION CENTRE PRIVATE LIMITED



M.V. Joshi  
Partner  
M. No. 024784  
UDIN: 25024784BMIXVV8569




Y. Siddharth Reddy  
Director  
Din:00815456



Y. Varun Reddy  
Director  
Din:01905757



Place: Hyderabad  
Date: 29-05-2025