

SWAMI VIVEKANAND TRAINING AND EDUCATION CENTRE PRIVATE LIMITED

Country Club Kool# 6-3-1219,5th Floor, Begumpet
Hyderabad - 500016

BALANCE SHEET AS AT 31-03-2023

All Amounts are in ₹ Lakhs, Except No of shares & EPS

Particulars	Note Nos.	As At	As At
		31-03-2023	31-03-2022
I ASSETS			
1. Non - Current Assets			
(a) Property Plant & Equipment	1	562.94	562.94
(b) Capital Work In Progress		-	-
(c) Other Intangible Assets	1	113.90	113.90
(d) Right-of-use assets		-	-
(e) Financial Assets		-	-
(i) Investments		-	-
(ii) Trade Receivables		-	-
(iii) Loans and Advances		-	-
(iv) Other Financial Assets	2	0.10	0.10
(f) Deferred Tax Assets (Net)		-	-
(g) Other Non Current Assets		-	-
2. Current Assets			
(a) Inventories		-	-
(b) Financial Assets		-	-
(i) Investments	3	1.00	1.00
(ii) Trade Receivables		-	-
(iii) Cash & Cash Equivalents		-	-
(iv) Short Term Loans and Advances	4	11.02	11.02
(c) Other current assets		-	-
TOTAL		688.96	688.96
II EQUITY AND LIABILITIES			
1. Equity			
(a) Equity Share Capital	5	49.91	49.91
(b) Other Equity	6	(1,143.60)	(1,143.48)
2. Non-Current Liabilities			
(a) Financial liabilities		-	-
(i) Borrowings	7	1,106.93	1,106.59
(ii) Trade Payables		-	-
(iii) Other Financial Liabilities		-	-
(b) Provisions		-	-
(c) Deferred Tax Liabilities (Net)	8	207.96	207.96
(d) Deferred Income - Advance towards Members Facilities		464.35	464.35
(d) Other Non Current Liabilities		-	-
3. Current Liabilities			
(a) Financial Liabilities		-	-
(i) Borrowings		-	-
(ii) Lease Liabilities		-	-
(iii) Trade Payables		-	-
- total outstanding dues of micro enterprises and small enterprises		-	-
- total outstanding dues of creditors other than micro enterprises and small enterprises		-	-
(iv) Other Financial Liabilities		-	-
(b) Other Current Liabilities	9	1.56	1.56
(c) Provisions	10	1.85	2.07
(d) Current Tax Liabilities (Net)		-	-
TOTAL		688.96	688.96

Significant Accounting Policies & Notes to Financial Statements

1 to 27

As per our report of even date
for P. Murali & Co.,

Chartered Accountants,
FRN:007257S


M V Joshi
Partner

Membership No.024784
UDIN: 23024784BGVPOM6745

for and on behalf of the Board of Directors
SWAMI VIVEKANAND TRAINING AND EDUCATION
CENTRE PRIVATE LIMITED




Y. SIDDHARTH REDDY
Director
DIN:00815456


Y. VARUN REDDY
Director
DIN:01905757

PLACE: HYDERABAD
DATE :29-05-2023

SWAMI VIVEKANAND TRAINING AND EDUCATION CENTRE PRIVATE LIMITED

Country Club Kool, # 6-3-1219, 5th Floor, Begumpet
Hyderabad - 500016

STATEMENT OF PROFIT & LOSS FOR THE YEAR ENDED 31-03-2023

All Amounts are in ₹ Lakhs, Except No of shares & EPS


Particulars	Note Nos.	Year Ended 31-03-2023	Year Ended 31-03-2022
1. INCOME			
Revenue From Operations		-	-
Other Income		-	-
TOTAL REVENUE		-	-
2. EXPENDITURE			
Cost of Consumption		-	-
Employee Benefit Expenses	11	-	0.44
Depreciation and Amortisation Expenses	1	-	11.02
Finance costs		-	-
Other Expenses	12	0.12	0.12
TOTAL EXPENDITURE		0.12	11.58
3. PROFIT			
Profit/(Loss) Before Tax		(0.12)	(11.58)
Tax Expense:		-	-
- Current Tax		-	-
- Deferred Tax		-	6.31
Profit/(Loss) for the Year		(0.12)	(17.89)
Earning Per Share			
- Basic		(11.71)	(1,774.35)
- Diluted		(11.71)	(1,774.35)

Significant Accounting Policies & Notes to Financial Statements

1 to 27

As per our report of even date
for P. Murali & Co.,


Chartered Accountants,
FRN:007257S


M V Joshi

Partner

Membership No.024784

UDIN: 23024784BGVPOM6745



for and on behalf of the Board of Directors
SWAMI VIVEKANAND TRAINING AND EDUCATION
CENTRE PRIVATE LIMITED


Y. SIDDHARTH REDDY

Director

DIN:00815456




Y. VARUN REDDY

Director

DIN:01905757

PLACE: HYDERABAD

DATE :29-05-2023

SWAMI VIVEKANAND TRAINING AND EDUCATION CENTRE PRIVATE LIMITED

Country Club Kool, # 6-3-1219, 5th Floor, Begumpet

Hyderabad - 500016

CASH FLOW STATEMENT FOR THE YEAR ENDED 31.03.2023

All Amounts are in ₹ Lakhs, Except No of shares & EPS

Particulars	Current Year	Previous Year
I. CASH FLOW FROM OPERATING ACTIVITIES:		
Profit Before Tax	(0.12)	(11.58)
Adjustments for : -		
Depreciation	-	11.02
Interest Paid	-	-
Interest Income	-	-
Operating Cash Flow before Working Capital Changes	(0.12)	(0.55)
(Increase) / Decrease in Inventory	-	-
(Increase) / Decrease in Trade Receivables	-	-
(Increase) / Decrease in Short Term Loans & Advances	-	0.26
(Increase) / Decrease in Current Assets	-	-
(Increase) / Decrease in Investments	-	-
Increase / (Decrease) in Trade Payables	-	-
Increase / (Decrease) in Other Current Liabilities	-	-
Increase / (Decrease) in Provisions	(0.22)	(0.34)
CASH GENERATED FROM OPERATIONS	(0.34)	(0.64)
Add: Prior Period Expenses	-	-
Less: Income Tax Paid	-	-
CASH GENERATED FROM OPERATING ACTIVITIES	(0.34)	(0.64)
II. CASH FLOW FROM INVESTING ACTIVITIES:		
Purchase/Sale of Property Plant & Equipment	-	-
Capital Work in Progress, Pre-operative Expenses	-	-
Interest Income	-	-
(Increase) / Decrease in Loans & Advances	-	-
(Increase) / Decrease in Other Financial Assets	-	-
NET CASH AVAILABLE FROM INVESTING ACTIVITIES	-	-
III. CASH FLOW FROM FINANCING ACTIVITIES:		
Proceeds From Issue of Equity Shares	-	-
Proceeds/(Repayment) of Loan	-	-
Interest Paid	-	-
Increase / (Decrease) in Borrowings	0.34	0.08
NET CASH USED IN FINANCING ACTIVITIES	0.34	0.08
NET INCREASE IN CASH AND CASH EQUIVALENTS(I+II+III)	0.00	(0.55)
Opening Balance of Cash & Cash Equivalents	0.00	0.55
Closing Balance of Cash & Cash Equivalents	0.00	0.00

As per our report of even date

for P. Murali & Co.,

Chartered Accountants,

FRN:0072575


M V Joshi
Partner

Membership No.024784

UDIN: 23024784BGVPOM6745



for and on behalf of the Board of Directors

SWAMI VIVEKANAND TRAINING AND
EDUCATION CENTRE PRIVATE LIMITED




Y. SIDDHARTH REDDY

Director

DIN:00815456


Y. VARUN REDDY

Director

DIN:01905757

PLACE: HYDERABAD

DATE :29-05-2023

SWAMI VIVEKANAND TRAINING AND EDUCATION CENTRE PRIVATE LIMITED
Country Club Kool, # 6-3-1219, 5th Floor, Begumpet
Hyderabad - 500016

NOTE NO. 1: PROPERTY, PLANT AND EQUIPMENT AND INTANGIBLE ASSETS

	Property, Plant and Equipment										Intangible Assets		
	Land	Buildings	Furniture & Fixtures	Plant & Machinery	Computers	Vehicles	Total Property, Plant and Equipment	Intangible Assets	Total Intangible Assets				
Cost													
As at March 31st, 2021	89.37	697.74	180.68	133.87	4.93	-	1,106.59	113.90	113.90				
Additions													
Disposals													
As at March 31st, 2022	89.37	697.74	180.68	133.87	4.93	-	1,106.59	113.90	113.90				
Additions													
Disposals													
As at March 31st, 2023	89.37	697.74	180.68	133.87	4.93	-	1,106.59	113.90	113.90				
Depreciation													
As at March 31st, 2021		213.14	180.68	133.87	4.93		532.63						
Charge for the period		11.02					11.02						
Disposals													
As at March 31st, 2022		224.17	180.68	133.87	4.93		543.65						
Charge for the period													
Disposals													
As at March 31st, 2023		224.17	180.68	133.87	4.93		543.65						
Net Block													
As at March 31st, 2021	89.37	473.57	0.10				562.94	113.90	113.90				
As at March 31st, 2022	89.37	473.57	0.10				562.94	113.90	113.90				



SWAMI VIVEKANAND TRAINING AND EDUCATION CENTRE PRIVATE LIMITED

PROPERTY PLANT & EQUIPMENT SCHEDULE

ASST. YEAR. 2023-2024
P. Y. E : 31.03.2023

PARTICULARS	NET BLOCK AS ON 01-Apr-22	ADDITIONS		BLOCK AS ON 31-Mar-23	DEPRECIATION DURING THE YEAR	NET BLOCK AS ON 31-Mar-23
		More than 180 Days	Less than 180 Days			
Land	89.37			89.37		89.37
Building	295.14			295.14		295.14
Furniture & Fixtures	17.47			17.47		17.47
Plant & Machinery	3.10			3.10		3.10
Computers	0.00			0.00		0.00
	405.08	0	0	405.08	-	405.08

W D V

All Amounts are in ₹ Lakhs, Except No of shares & EPS



NOTES TO BALANCE SHEET

NOTE NO. 2 : OTHER FINANCIAL ASSETS

All Amounts are in ₹ Lakhs, Except No of shares & EPS

Particulars	As at	As at
	31-03-2023	31-03-2022
Security Deposit	0.10	0.10
	<u>0.10</u>	<u>0.10</u>

NOTE NO. 3 : INVESTMENTS

Particulars	As at	As at
	31-03-2023	31-03-2022
Investment in Bharat Co-op.Bank Ltd. 2000 shares of Rs.50/- each	1.00	1.00
	<u>1.00</u>	<u>1.00</u>

NOTE NO. 4 : SHORT TERM LOANS AND ADVANCES

Particulars	As at	As at
	31-03-2023	31-03-2022
Advances with Statutory Authorities	11.02	11.02
	<u>11.02</u>	<u>11.02</u>

NOTE NO. 5 : EQUITY SHARE CAPITAL

Particulars	As at	As at
	31-03-2023	31-03-2022
Authorised Capital		
1100 Equity Shares (Previous Year 1100 Equity Shares)	1.10	1.10
48900 Preference Shares (Previous Year 48900 Preference Shares)	48.90	48.90
	<u>50.00</u>	<u>50.00</u>
Issued, Subscribed & Fully Paid up:		
1008 Equity Shares (Previous Year 1008 Equity Shares)	1.01	1.01
48900 Preference Shares (Previous Year 48900 Preference Shares)	48.90	48.90
	<u>49.91</u>	<u>49.91</u>
Par Value per Share		
Equity share	100	100
Preference Share	100	100


Notes:

1 a. Terms /rights attached to equity shares

- i. The Company has Two classess of shares referred to as equity shares and Preference Shares having a par value of Rs.100/- each both Classess.
Share holder of Equity and Preference shares is entitled to one vote per share

Reconciliation of the number of shares outstanding at the beginning and at the end of the reporting period

	31-03-2023		31-03-2022	
	Nos	Amount	Nos	Amount
Equity Shares				
Total No of shares at opening accounting period	1,008	1.01	1,008	1.01
Add: No of shares issued during the year - Bonus Issue	-	-	-	-
Add: No of shares issued during the year - Cash Issue	-	-	-	-
Less : No of shares Forfeited/Bought Back during the year	-	-	-	-
Total No of shares at end of accounting period	<u>1,008</u>	<u>1.01</u>	<u>1,008</u>	<u>1.01</u>
Preference Shares				
Total No of shares at opening accounting period	48,900	48.90	48,900	48.90
Add: No of shares issued during the year - Bonus Issue	-	-	-	-
Add: No of shares issued during the year - Cash Issue	-	-	-	-
Less : No of shares Forfeited/Bought Back during the year	-	-	-	-
Total No of shares at end of accounting period	<u>48,900</u>	<u>48.90</u>	<u>48,900</u>	<u>48.90</u>



Shares in the Company held by each shareholder holding more than 5% shares of the Company

Name of the Shareholder	31-03-2023		31-03-2022	
	Nos	% holding	Nos	% holding
Country Club Hospitality & Holidays Limited	972	96.43	972	96.43
Country Club Hospitality & Holidays Limited - Preference Shares	48,900	100	48,900	100

Shareholding of promoters

Promoter's Name	No of Shares	% of Total Shares	% of Change during the year
Country Club Hospitality & Holidays Limited	990	98.21	Nil
Y. Rajeev Reddy - Nominee of Country Club Hospitality & Holidays Limited	10	0.99	Nil
Y. Siddharth Reddy - Nominee of Country Club Hospitality & Holidays Limited	8	0.79	Nil

NOTE NO. 6 : OTHER EQUITY

Particulars	All Amounts are in ₹ Lakhs, Except No of shares & EPS	
	As at 31-03-2023	As at 31-03-2022
General Reserve		
As per last year Balance Sheet	130.13	130.13
Add: Transfer from statement of Profit and Loss account	-	-
	<u>130.13</u>	<u>130.13</u>
Surplus:		
Surplus/(Deficit) in Statement of Profit and Loss		
As per last year Balance Sheet	(1,273.61)	(1,255.72)
Add: Current year Profit/(Loss)	(0.12)	(17.89)
	<u>(1,273.73)</u>	<u>(1,273.61)</u>
	<u>(1,143.60)</u>	<u>(1,143.48)</u>

NOTE NO.7 : BORROWINGS

Particulars	All Amounts are in ₹ Lakhs, Except No of shares & EPS	
	As at 31-03-2023	As at 31-03-2022
Unsecured		
Loans and Advances From Related Parties - Country Club Hospitality & Holidays Limited	1,088.59	1,088.25
- Swimwell Investment & Trading Pvt.Ltd.	9.92	9.92
Other loans and advances - Loan from Others	8.42	8.42
	<u>1,106.93</u>	<u>1,106.59</u>

NOTE NO. 8 : DEFERRED TAX LIABILITIES (NET)

Particulars	All Amounts are in ₹ Lakhs, Except No of shares & EPS	
	As at 31-03-2023	As at 31-03-2022
Opening Deferred tax Liability	207.96	201.65
Add: Deferred Tax Liability for the year (Due to SLM and WDV Difference)	-	6.31
	<u>207.96</u>	<u>207.96</u>

NOTE NO.9 : OTHER CURRENT LIABILITIES

Particulars	All Amounts are in ₹ Lakhs, Except No of shares & EPS	
	As at 31-03-2023	As at 31-03-2022
Dues to Statutory Authorities	1.56	1.56
	<u>1.56</u>	<u>1.56</u>

NOTE NO.10 : PROVISIONS

Particulars	All Amounts are in ₹ Lakhs, Except No of shares & EPS	
	As at 31-03-2023	As at 31-03-2022
Provision for Employee Benefits		
Salaries & Wages Payable	0.02	0.02
PF Payable	0.46	0.46
ESI Payable	0.02	0.02
Professional Tax Payable	0.26	0.26
Gratuity Payable	0.38	0.38
Others		
- Consultancy & Professional Charges Payable	0.71	0.93
	<u>1.85</u>	<u>2.07</u>



NOTES TO STATEMENT OF PROFIT & LOSS

NOTE NO. 11 :EMPLOYEE BENEFIT EXPENSES

All Amounts are in ₹ Lakhs,Except No of shares & EPS

Particulars	Year Ended	Year Ended
	31-03-2023	31-03-2022
Salaries and Wages	-	0.44
	-	0.44

NOTE NO. 12 : OTHER EXPENSES

Particulars	Year Ended	Year Ended
	31-03-2023	31-03-2022
Payment to Auditors: - As Auditor	0.12	0.12
	0.12	0.12



SWAMI VIVEKANAND TRAINING AND EDUCATION CENTRE PRIVATE LIMITED

Country Club Kool, # 6-3-1219, 5th Floor, Begumpet
Hyderabad - 500016

Calculation of Ratios for the Financial Year And Previous Year

Particulars	Numerator	Denominator	31-03-2023	31-03-2022	Variance (%)
(a) Current Ratio	Current Assets	Current Liabilities	3.52	3.31	6.26%
(b) Debt-Equity Ratio	Total Debt (borrowings and lease liabilities)	Shareholder's Equity	-1.01	-1.01	0.02%
(c) Debt Service Coverage Ratio	Earning for Debt Service=Net Profit after taxes + Non-cash operating expenses like depreciation and other amortizations +	Debt service = Interest & Lease Payments + Principal Repayments	-	-	-
(d) Return on Equity Ratio	Net Profits after taxes - Preference Dividend (if any)	Average Shareholder's Equity	0.00	0.02	-99.35%
(e) Inventory turnover ratio	Sales	Average Inventory	-	-	-
(f) Trade Receivables turnover ratio	Net Sales	Avg. Accounts Receivable	-	-	-
(g) Trade payables turnover ratio	Net Credit Purchases	Average Trade Payables	-	-	-
(h) Net capital turnover ratio	Net Sales	Working Capital	-	-	-
(i) Net profit ratio	Net Profit	Net Sales	-	-	-
(j) Return on Capital employed	Earning before interest and taxes	Capital Employed = Tangible Net Worth + Total Debt + Deferred Tax Liability	-0.00	-0.05	-99.67%
(k) Return on investment.	Current Value of Investment - Cost of Investment	Cost of Investment	-	-	-

Particular	Current year	Pervious year
Current Asset	12.02	12.02
Current liability	3.42	3.63
Total Debt	1,106.93	1,106.59
Shareholder's Equity	-1,093.70	-1,093.57
Earning for Debt Service		
Debt service		
PAT	-0.11800000	-17.88546809
Average Shareholder's Equity	-1093.632125	-1,084.625392
EBIT	-0.118	-11.57853681
Capital Employed	685.5402011	220.9793611



Handwritten mark

SWAMI VIVEKANAND TRAINING AND EDUCATION CENTRE PRIVATE LIMITED

SIGNIFICANT ACCOUNTING POLICIES

A. BASIS OF ACCOUNTING AND PREPARATION OF FINANCIAL STATEMENTS:

These financial statements of the Company are prepared in accordance with the Indian Generally Accepted Accounting Principles (GAAP) under the Historical Cost convention on the accrual basis except for certain financial instruments which are measured at Fair Values. GAAP comprises mandatory accounting standards as prescribed under Section 133 of the Companies Act, 2013 read with Relevant to rules issued there under. The accounting policies adopted in the preparation of the financial statements are consistent with those followed in the previous year.

B. REVENUE RECOGNITION:

- i) The Company follows the mercantile system of accounting and recognizes income and expenditure on accrual basis.
- ii) Revenue is not recognized on the grounds of prudence, until realized in respect of liquidated damages, delayed payments as recovery of the amounts are not certain.

C. PROVISIONS:

Provisions are recognized when the company has a legal and constructive obligation as a result of a past event, for which it is probable that a cash outflow will be required and a reliable estimate can be made of the amount of the obligation.

D. PROPERTY, PLANT & EQUIPMENT:

Property, Plant & Equipment is stated at cost. Cost comprises the Purchase price and other attribute expenses.

E. DEPRECIATION

Depreciation is in accordance with provisions of Schedule II of Companies Act, 2013.

F. DEFERRED TAX LIABILITY:

Deferred tax liability is recognized for future tax consequences attributable to the timing differences that result between profit offered for Income tax and the profit as per the standalone financial statements. Deferred tax liability is measured as per the tax rates/laws that have been enacted or substantively enacted by the Balance Sheet date.



G. EARNINGS PER SHARE


The Basic and Diluted Earnings Per Share (EPS) is computed by dividing the net profit after tax for the year by weighted average number of Equity shares outstanding during the year.

H. INVESTMENTS:

Non-current investments are valued at cost less permanent diminution in value.

I. ROUNDING OF AMOUNTS

All the amounts disclosed in the Financial Statements and notes have been rounded off to the lakhs and decimals there of as per requirement of Schedule III of the Companies Act, 2013 unless otherwise stated.



SWAMI VIVEKANAND TRAINING AND EDUCATION CENTRE PRIVATE LIMITED

Notes to Financial Statements

- 13) The Company has incurred losses as there were no commercial operations done due to which the net worth of the company has been eroded.
- 14) The Company has not received any information from "Suppliers" regarding their status under Micro, Small and Medium Enterprises Development Act, 2006, and hence, whether any due outstanding to SSI unit for more than 45 days is not ascertainable.
- 15) The company doesn't have any transactions which are not recorded in books of accounts that has been surrendered or disclosed for tax assessments under Income Tax Act, 1961 during the year.
- 16) The company has not traded or invested in crypto currency or virtual currency during the financial year.
- 17) There are no significant events that occurred after the Balance Sheet Date.
- 18) The Company doesn't have any transactions or relationship with struck off companies.
- 19) The Company, other than as disclosed in the notes to accounts, has not advanced or loaned or invested any funds (either from borrowed funds or share premium or any other sources or kind of funds) to or in any other persons or entities, including foreign entities ("Intermediaries"), with the understanding, whether recorded in writing or otherwise, that the Intermediary shall, directly or indirectly lend or invest in other persons or entities identified in any manner whatsoever ("Ultimate Beneficiaries") by or on behalf of the Company or provide any guarantee, security or the like on behalf of the Ultimate Beneficiaries.
- 20) The company has not been declared as willful defaulter by any bank or financial institution.
- 21) As per information provided, no proceeding has been initiated or pending against the company for holding any benami property under the benami transaction (prohibition) Act, 1988.
- 22) The Company, other than as disclosed in the notes to accounts, has not received any funds from any persons or entities, including foreign entities ("Funding Parties"), with the understanding, whether recorded in writing or otherwise, that the Company shall directly or indirectly, lend or invest in other persons or entities identified in any manner whatsoever ("Ultimate Beneficiaries") by or on behalf of the Funding Parties or provide any guarantee, security or the like on behalf of the Ultimate Beneficiaries.



23) Auditors' Remuneration:

(All Amounts are in ₹ Lakhs, Except No of shares & EPS)

Particulars	31-03-2023	31-03-2022
Audit Fee	0.12	0.12



24) Related party disclosures:

(All Amounts are in ₹ Lakhs, Except No of shares & EPS)

Name of the related party	Nature of transaction	Relation	Opening balance as on 01.04.2022	Transaction During the Year (2022-23)	Closing balance as on 31.03.2023
Country Club Hospitality & Holidays Limited	Advance received	Holding Company	1,088.25	0.34	1,088.59
Swim Well Investment and Trading Pvt Ltd	Advance received	Common promoter	9.92	-	9.92

25) Ratios:

Particulars	Numerator	Denominator	As at 31 March, 2023	As at 31 March, 2022	Variance (%)
Current Ratio	Current Assets	Current Liabilities	3.52	3.31	6.26
Debt-Equity Ratio	Total Debt - Deferred Tax Liabilities	Shareholders' Equity	-1.01	-1.01	0.02
Debt Service Coverage Ratio	Earnings available for debt services	Interest+ Installments	-	-	-
*Return on Equity Ratio	Net Profits After Tax	Shareholders' funds	0.00	0.02	-99.35
Inventory Turnover Ratio	Sales	Average Inventory	-	-	-
Trade Receivables Turnover Ratio	Credit Sales	Average Trade receivables	-	-	-
Trade Payables Turnover Ratio	Annual Net Credit Purchases	Average Trade Payables	-	-	-
Net Capital Turnover Ratio	Sales	Working Capital	-	-	-
Net Profit Ratio	Net profit after tax	Sales	-	-	-



*Return on Capital employed	Earnings before interest and taxes	Capital Employed = Total Assets - Current Liabilities	-0.00	-0.05	-98.98
*Return on Investment (Assets)	Total Comprehensive Income	Average Total Assets	-	-	-


26) Previous years' figures are restated/regrouped/rearranged wherever necessary in order to conform to the current years' grouping and classifications.

27) Figures have been rounded off to the nearest lakhs and decimals thereof.

SIGNATURE TO NOTES 1 To 27

As per our report of even date
For P. Murali & Co.
Chartered Accountants
FRN: 007257S

For and on behalf of the Board
SWAMI VIVEKANAND TRAINING AND
EDUCATION CENTRE PRIVATE LIMITED



M.V. Joshi

Partner

M. No. 024784

UDIN: 23024784BGVPOM6745

Place: Hyderabad

Date: 29-05-2023


Y. Siddharth Reddy
Director
Din:00815456


Y. Varun Reddy
Director
Din:01905757

