

SWAMI VIVEKANAND TRAINING AND EDUCATION CENTRE PRIVATE LIMITED
723/A, Prathmesh Complex, Veeradesai Road Extension
Andheri (West), Mumbai-400 053

BALANCE SHEET AS AT 31-03-2020


Particulars	Note Nos.	As At 31-03-2020 Amount in ₹	As At 31-03-2019 Amount in ₹
I ASSETS			
1. Non - Current Assets			
(a) Property Plant & Equipment	1		
(i) Tangible Assets		5,84,98,662	5,96,12,965
(ii) Intangible Assets		1,13,89,761	1,13,89,761
Financial Assets			
(a) Long-Term Loans and Advances	2	10,000	10,000
2. Current Assets			
Financial Assets			
(a) Current Investments	3	1,00,000	1,00,000
(b) Cash and Cash Equivalents	4	55,445	55,445
(c) Short-Term Loans and Advances	5	11,28,167	11,06,667
TOTAL		7,11,82,035	7,22,74,838
II EQUITY AND LIABILITIES			
1. Equity			
(a) Equity Share Capital	6	49,90,800	49,90,800
(b) Other Equity	7	(11,06,55,545)	(10,81,77,529)
2. Non-Current Liabilities			
Financial Liabilities			
(a) Long - Term Borrowings	8	11,05,34,672	11,00,08,163
(b) Deferred Tax Liabilities (Net)	9	1,94,31,377	1,85,86,471
(c) Deferred Income - Advance towards Members Facilities		4,64,34,698	4,64,34,698
3. Current Liabilities			
Financial Liabilities			
(a) Other Current Liabilities	10	1,56,103	1,56,103
(b) Short - Term Provisions	11	2,89,930	2,76,132
TOTAL		7,11,82,035	7,22,74,838

Significant Accounting Policies & Notes to Financial Statements


1 to 20

As per our report of even date
for P C N & Associates

Chartered Accountants
FRN:016016S



K. Gopala Krishna
Partner
Membership No.203605



for and on behalf of the Board of Directors
SWAMI VIVEKANAND TRAINING AND EDUCATION
CENTRE PRIVATE LIMITED



Y. SIDDHARTH REDDY
Director
DIN:00815456




Y. VARUN REDDY
Director
DIN:01905757

PLACE: HYDERABAD
DATE :31-07-2020

SWAMI VIVEKANAND TRAINING AND EDUCATION CENTRE PRIVATE LIMITED

723/A, Prathmesh Complex, Veeradesai Road Extension
Andheri (West), Mumbai-400 053

STATEMENT OF PROFIT & LOSS FOR THE YEAR ENDED 31-03-2020

Particulars	Note Nos.	Year Ended 31-03-2020 Amount in ₹	Year Ended 31-03-2019 Amount in ₹
1. INCOME			
Revenue From Operations			
Other Income		-	15,000
TOTAL REVENUE		-	15,000
2. EXPENDITURE			
Employee Benefit Expenses	12	4,88,656	1,90,816
Depreciation and Amortisation Expenses	1	11,14,303	19,49,843
Other Expenses	13	30,151	12,408
TOTAL EXPENDITURE		16,33,110	21,53,067
3. PROFIT			
Profit Before Tax		(16,33,110)	(21,38,067)
Tax Expense:			
- Current Tax			
- Deferred Tax		8,44,906	8,97,315
Profit for the Year		(24,78,016)	(30,35,382)
Earning Per Share			
- Basic		(2,252.74)	(2,759.44)
- Diluted		(2,252.74)	(2,759.44)

Significant Accounting Policies & Notes to Financial Statements


1 to 20

As per our report of even date

for P C N & Associates

Chartered Accountants


FRN:016016S



K. Gopala Krishna

Partner

Membership No.203605



for and on behalf of the Board of Directors

SWAMI VIVEKANAND TRAINING AND EDUCATION
CENTRE PRIVATE LIMITED



Y. SIDDHARTH REDDY

Director

DIN:00815456




Y. VARUN REDDY

Director

DIN:01905757

PLACE: HYDERABAD

DATE :31-07-2020

SWAMI VIVEKANAND TRAINING AND EDUCATION CENTRE PRIVATE LIMITED

723/A, Prathmesh Complex, Veeradesai Road Extension
Andheri (West), Mumbai-400 053

CASH FLOW STATEMENT FOR THE YEAR ENDED 31.03.2020


Particulars	Current Year Amount in ₹	Previous Year Amount in ₹
I. CASH FLOW FROM OPERATING ACTIVITIES:		
Profit Before Tax	(16,33,110)	(21,38,067)
Adjustments for : -		
Depreciation	11,14,303	19,49,843
Interest Paid		
Interest Income		
Operating Cash Flow before Working Capital Changes	(5,18,807)	(1,88,224)
(Increase) / Decrease in Inventory		
(Increase) / Decrease in Trade Receivables		
(Increase) / Decrease in Short Term Loans & Advances	(21,500)	(10,00,000)
(Increase) / Decrease in Other Non - Current Assets		
(Increase) / Decrease in Current Investments		
Increase / (Decrease) in Trade Payables		
Increase / (Decrease) in Other Current Liabilities		
Increase / (Decrease) in Short Term Provisions		
CASH GENERATED FROM OPERATIONS	13,798	1,24,076
Add: Prior Period Expenses	(5,26,509)	(10,64,148)
Less: Income Tax Paid	-	-
CASH GENERATED FROM OPERATING ACTIVITIES	(5,26,509)	(10,64,148)
II. CASH FLOW FROM INVESTING ACTIVITIES:		
Purchase/Sale of Property Plant & Equipment	0	-
Capital Work in Progress, Pre-operative Expenses		
Interest Income		
(Increase) / Decrease in Long Term Loans & Advances		
NET CASH AVAILABLE FROM INVESTING ACTIVITIES	0	-
III. CASH FLOW FROM FINANCING ACTIVITIES:		
Proceeds From Issue of Equity Shares		
Proceeds/(Repayment) of Loan		
Interest Paid		
Increase / (Decrease) in Long Term Borrowings	5,26,509	10,79,148
NET CASH USED IN FINANCING ACTIVITIES	5,26,509	10,79,148
NET INCREASE IN CASH AND CASH EQUIVALENTS(I+II+III)	0	15,000
Opening Balance of Cash & Cash Equivalents	55,445	40,445
Closing Balance of Cash & Cash Equivalents	55,445	55,445

As per our report of even date

for P C N & Associates

Chartered Accountants

FRN:016016S



K. Gopala Krishna

Partner

Membership No.203605



for and on behalf of the Board of Directors

SWAMI VIVEKANAND TRAINING AND

EDUCATION CENTRE PRIVATE LIMITED



Y. SIDDHARTH REDDY

Director

DIN:00815456



Y. VARUN REDDY

Director

DIN:01905757

PLACE: HYDERABAD

DATE :31-07-2020

SWAMI VIVEKANAND TRAINING AND EDUCATION CENTRE PRIVATE LIMITED

SIGNIFICANT ACCOUNTING POLICIES:

a) BASIS OF ACCOUNTING AND PREPARATION OF FINANCIAL STATEMENTS:

The financial statements comply in all material aspects with Indian Accounting Standards (Ind AS) notified under Section 133 of the Companies Act, 2013 (the Act) [Companies (Indian Accounting Standards) Rules, 2015] and other relevant provisions of the Act. The financial statements up to year ended 31 March 2020 were prepared in accordance with the accounting standards notified under Companies (Accounting Standard) Rules, 2006 (as amended) and other relevant provisions of the Act.

b) REVENUE RECOGNITION:

- i) The Company follows the mercantile system of Accounting and recognizes income and expenditure on accrual basis.
- ii) Revenue is not recognized on the grounds of prudence, until realized in respect of liquidated damages, delayed payments as recovery of the amounts are not certain.

c) PROVISIONS:

Provisions are recognized when the company has a legal and constructive obligation as a result of a past event, for which it is probable that a cash outflow will be required and a reliable estimate can be made of the amount of the obligation.

d) PROPERTY PLANT & EQUIPMENT:

Property Plant & Equipment are stated at cost less depreciation. Project expenses/ Pre-operative are capitalized to the respective asset heads on a proportionate basis. Any capital grant or subsidy received is reduced from the cost of eligible assets.

e) DEPRECIATION:


Depreciation is provided as per schedule II of The companies Act 2013.

f) CASH FLOW STATEMENT:

Cash flow statements are reported using the indirect method, whereby profit before tax is adjusted for the effects of transactions of a non cash nature, any deferrals or accruals of past or future operating cash receipts or payments and item of income or expenses associated with investing or financing cash flows. The cash flows from operating, investing and financing activities of the company are segregated.



Handwritten signature or initials.



g) INVESTMENTS:


Investments are classified into Current and Long Term investments. Current investments are valued at lower of cost and fair value and Long-term investments are valued at cost of acquisition. Provision is made for decline, other than temporary in the value.

h) INTANGIBLE ASSETS:

Intangible assets are recorded at the consideration paid for acquisition including any import duties and other taxes (other than those subsequently recoverable by the enterprise from the taxing authorities), and any directly attributable expenditure in making the asset ready for its intended use. Intangible assets are amortized on a systematic basis over the best estimate of their useful lives, commencing from the date the asset is available to the Company for its use.

i) DEFERRED TAX LIABILITY/ASSET:

Deferred tax asset or liability is recognized for future tax consequences attributable to the timing differences that result between profit offered for Income tax and the profit as per the financial statements. Deferred tax asset or liability is measured as per the tax rates/laws that have been enacted or substantively enacted by the Balance Sheet date.



Handwritten signature in blue ink.

SWAMI VIVEKANAND TRAINING AND EDUCATION CENTRE PRIVATE LIMITED


723/A, Prathmesh Complex, Veeradesai Road Extension

Andheri (West), Mumbai-400 053

O. 1 FIXED ASSETS

(S/LM METHOD)
Amount in Rs

CLASSES	GROSS BLOCK AS ON 1-4-2019	ADDITIONS DURING THE YEAR	DELETIONS DURING THE YEAR	GROSS BLOCK AS ON 31-03-2020	DEPRECIATION UP TO 1-4-2019	DEPRECIATION DURING THE YEAR	DELETION DEP DURING THE YEAR	DEPRECIATION AS ON 31-03-2020	NET BLOCK AS ON 31-03-2020	NET BLOCK AS ON 31-03-2019
Assets	89,36,685			89,36,685					89,36,685	89,36,685
Fixtures	6,97,73,714			6,97,73,714	1,91,09,312	11,02,425	2,02,11,737	2,02,11,737	4,95,61,977	5,06,64,402
Machinery	1,80,68,131			1,80,68,131	1,80,68,131	11,878	1,33,87,323	1,80,68,131	0	0
	1,33,87,323			1,33,87,323	1,33,75,445	11,878	1,33,87,323	1,33,87,323	-	11,878
	4,93,125			4,93,125	4,93,125		4,93,125	4,93,125	-	-
	11,06,58,978	-	-	11,06,58,978	5,10,46,013	11,14,303	5,21,60,316	5,21,60,316	5,84,98,662	5,96,12,964
	11,06,58,978	-	-	11,06,58,978	4,90,96,170	19,49,843	5,10,46,013	5,10,46,013	5,96,12,965	6,15,62,808
Assets	1,13,89,761			1,13,89,761					1,13,89,761	1,13,89,761
Assets	1,13,89,761			1,13,89,761					1,13,89,761	1,13,89,761
(A+B)	12,20,48,739			12,20,48,739	5,10,46,013	11,14,303	5,21,60,316	5,21,60,316	6,98,88,423	7,10,02,725
Plus Year	12,20,48,739			12,20,48,739	4,90,96,170	19,49,843	5,10,46,013	5,10,46,013	7,10,02,726	7,29,52,569



(Handwritten signature)

(Handwritten initials)

PROPERTY PLANT & EQUIPMENT SCHEDULE

ASST. YEAR. 2019-2020
P.Y.E : 31.03.2020
W D V

PARTICULARS	NET BLOCK	ADDITIONS		BLOCK AS ON 31-Mar-20	DEPRECIATION	DELETIONS	NET BLOCK
	AS ON 01-Apr-19	More than 180 Days	Less than 180 Days			DURING THE YEAR	AS ON 31-Mar-20
Land	89,36,685			89,36,685			89,36,685
Building	4,04,85,411			4,04,85,411	40,48,541		3,64,36,870
Furniture & Fixtures	23,96,905			23,96,905	2,39,690		21,57,214
Plant & Machinery	5,04,726			5,04,726	75,709		4,29,017
Computers	2			2	1		1
	5,23,23,729	0	0	5,23,23,729	43,63,942	0	4,79,59,787



Handwritten signature

NOTES TO BALANCE SHEET

NOTE NO. 2 : LONG - TERM LOANS AND ADVANCES

Particulars	Amount in ₹	
	As at 31-03-2020	As at 31-03-2019
Security Deposit	10,000	10,000
	<u>10,000</u>	<u>10,000</u>

NOTE NO. 3 : CURRENT INVESTMENTS

Particulars	Amount in ₹	
	As at 31-03-2020	As at 31-03-2019
Investment in Bharat Co-op.Bank Ltd. 2000 shares of Rs.50/- each	1,00,000	1,00,000
	<u>1,00,000</u>	<u>1,00,000</u>

NOTE NO. 4 : CASH AND CASH EQUIVALENTS

Particulars	Amount in ₹	
	As at 31-03-2020	As at 31-03-2019
Cash on hand	9,970	9,970
Balances with banks : - Current Accounts	45,475	45,475
	<u>55,445</u>	<u>55,445</u>

NOTE NO. 5 : SHORT TERM LOANS AND ADVANCES


Particulars	Amount in ₹	
	As at 31-03-2020	As at 31-03-2019
Loans & Advances to Employees	4,667	4,667
Advances Recoverable in Cash or Kind	21,500	-
Advances with Statutory Authorities	11,02,000	11,02,000
	<u>11,28,167</u>	<u>11,06,667</u>

NOTE NO. 6 : EQUITY SHARE CAPITAL

Particulars	Amount in ₹	
	As at 31-03-2020	As at 31-03-2019
Authorised Capital		
1100 Equity Shares (Previous Year 1100 Equity Shares)	1,10,000	1,10,000
48900 Preference Shares (Previous Year 48900 Preference Shares)	48,90,000	48,90,000
	<u>50,00,000</u>	<u>50,00,000</u>
Issued, Subscribed & Fully Paid up:		
1008 Equity Shares (Previous Year 1008 Equity Shares)	1,00,800	1,00,800
48900 Preference Shares (Previous Year 48900 Preference Shares)	48,90,000	48,90,000
	<u>49,90,800</u>	<u>49,90,800</u>
Par Value per Share		
Equity share	100	100
Preference Share	100	100



Handwritten signature/initials



Notes:

3 a. Terms /rights attached to equity shares

i. The Company has Two classes of shares referred to as equity shares and Preference Shares having a par value of Rs.100/- each both Classes. Share holder of equity and Preference shares is entitled to one vote per share

Reconciliation of the number of shares outstanding at the beginning and at the end of the reporting period

Equity Shares

Total No of shares at opening accounting period	1,008	1,008
Add: No of shares issued during the year - Bonus Issue	-	-
Add: No of shares issued during the year - Cash Issue	-	-
Less : No of shares Forfeited/Bought Back during the year	-	-
Total No of shares at end of accounting period	1,008	1,008

Preference Shares

Total No of shares at opening accounting period	48,900	48,900
Add: No of shares issued during the year - Bonus Issue	-	-
Add: No of shares issued during the year - Cash Issue	-	-
Less : No of shares Forfeited/Bought Back during the year	-	-
Total No of shares at end of accounting period	48,900	48,900

Shares in the Company held by each shareholder holding more than 5% shares of the Company


Name of the Shareholder	As at 31-03-2020	As at 31-03-2019
Country Club Hospitality & Holidays Limited		
- No of Shares - Equity	972	972
- % held in the Company	96.43	96.43
Country Club Hospitality & Holidays Limited		
- No of Shares - Preference Shares	48,900	48,900
- % held in the Company	100	100

NOTE NO. 7 : OTHER EQUITY

Particulars	Amount in ₹	
	As at 31-03-2020	As at 31-03-2019
General Reserve		
As per last year Balance Sheet	1,30,13,376	1,30,13,376
Add: Transfer from statement of Profit and Loss account	-	-
	1,30,13,376	1,30,13,376
Surplus:		
Surplus in Statement of Profit and Loss		
As per last year Balance Sheet	(12,11,90,905)	(11,81,55,523)
Add: Current year Profit	(24,78,016)	(30,35,382)
	(12,36,68,921)	(12,11,90,905)
	(11,06,55,545)	(10,81,77,529)

NOTE NO.8 : LONG - TERM BORROWINGS

Particulars	As at	
	31-03-2020	31-03-2019
Unsecured		
Loans and Advances From Related Parties		
- Country Club Hospitality & Holidays Limited	10,87,64,264	10,86,99,000
- Swimwell Investment & Trading Pvt.Ltd.	8,94,353	4,33,108
Other loans and advances		
- Loan from Others	8,76,055	8,76,055
	11,05,34,672	11,00,08,163



NOTE NO. 9 : DEFERRED TAX LIABILITIES (NET)

Amount in ₹


Particulars	Amount in ₹	
	As at 31-03-2020	As at 31-03-2019
Opening Deferred tax Liability	1,85,86,471	1,76,89,156
Add: Deferred Tax Liability for the year (Due to SLM and WDV Difference)	8,44,906	8,97,315
	<u>1,94,31,377</u>	<u>1,85,86,471</u>

NOTE NO.10 : OTHER CURRENT LIABILITIES

Particulars	Amount in ₹	
	As at 31-03-2020	As at 31-03-2019
Dues to Statutory Authorities	1,56,103	1,56,103
	<u>1,56,103</u>	<u>1,56,103</u>

NOTE NO.11 : SHORT - TERM PROVISIONS

Particulars	Amount in ₹	
	As at 31-03-2020	As at 31-03-2019
Provision for Employee Benefits		
Salaries & Wages Payable	68,545	88,219
PF Payable	40,137	24,473
ESI Payable	987	1,954
Professional Tax Payable	25,175	18,200
Gratuity Payable	37,500	37,500
Others		
- Consultancy & Profesional Charges Payable	69,586	57,786
- Provision for Expenses	48,000	48,000
	<u>2,89,930</u>	<u>2,76,132</u>



Handwritten signature or initials in blue ink.


NOTES TO STATEMENT OF PROFIT & LOSS

NOTE NO. 12 :EMPLOYEE BENEFIT EXPENSES

Particulars	Amount in ₹	
	Year Ended 31-03-2020	Year Ended 31-03-2019
Salaries and Wages	4,60,872	1,90,816
Contribution to PF & Other Funds	27,784	-
	<u>4,88,656</u>	<u>1,90,816</u>

NOTE NO. 13 : OTHER EXPENSES

Particulars	Amount in ₹	
	Year Ended 31-03-2020	Year Ended 31-03-2019
Rates & Taxes	18,351	-
Administration Expenses	-	608
Payment to Auditors: - As Auditor	11,800	11,800
	<u>30,151</u>	<u>12,408</u>



ve

SWAMI VIVEKANAND TRAINING AND EDUCATION CENTRE PRIVATE LIMITED

Notes to Accounts:

14) The Company has incurred recurring losses on account of which the net worth of the company has completely eroded.

15) There are no dues to SSI Units outstanding for more than 45 days.

16) Auditors' Remuneration:

(Amount in ₹)

Particulars	31-03-2020	31-03-2019
Audit Fee	11,800/-	11,800/-

17) Contingent Liability

According to the information and explanations given to us and based on the records of the Company examined by us the Company has contingent liability details as follows:

Asst Year	Amount	Order U/s	Pending before
2011-12	1.87 Cr	143(3)	Hon'ble ITAT - Mumbai
2011-12	1.53 Cr	271(1)(c)	Hon'ble CIT (A) - Mumbai
2013-14	₹24,330	143(3)	Hon'ble CIT (A) - Mumbai
2014-15	27.40 lacs	271(1)(c)	Hon'ble CIT (A) - Mumbai

18) Related party Disclosure:


S.No	Name of the Party	Relation	Transaction	Bal as on 01.04.2019 ₹	Transactions During the Year(2019-2020) ₹	Bal as on 31.03.2020 ₹
1	Country Club Hospitality & Holidays Limited	Holding Company	Long Term Borrowings	10,86,99,000/-	65,264/-	10,87,64,264/-
2	Swimwel Investment and Trading Private Limited	Fellow Subsidiary	Long Term Borrowings	4,33,108/-	4,61,245/-	8,94,353/-

19) Previous years' figures are restated/regrouped/rearranged wherever necessary in order to confirm the current years' grouping and classifications.



Handwritten signature/initials.


Handwritten signature/initials.




20) Figures have been rounded off to the nearest rupee.

SIGNATURE TO NOTES 1 To 20

As per our report of even date
For For P C N & Associates
Chartered Accountants
FRN: 016016S


K. Gopala Krishna
Partner
Membership No. 203605

Place: Hyderabad
Date : 31-07-2020



For and on behalf of the Board
**SWAMI VIVEKANAND TRAINING AND EDUCATION
CENTRE PRIVATE LIMITED**


Y. SIDDHARTH REDDY
Director
DIN:00815456




Y. VARUN REDDY
Director
DIN:01905757