

JADE RESORTS PRIVATE LIMITED
 "Country Club Kool", # 6-3-1219, 5th Floor, Begumpet, Hyderabad-500016

BALANCE SHEET AS AT 31-03-2025

All Amounts are in ₹ Lakhs, Except No of shares & EPS

Particulars	Note Nos.	As At 31-03-2025	As At 31-03-2024
I ASSETS			
1. Non - Current Assets			
(a) Property Plant & Equipment		-	-
(b) Capital Work In Progress		-	-
(c) Other Intangible Assets		-	-
(d) Right-of-use assets		-	-
(e) Financial Assets			
(i) Investments		-	-
(ii) Trade Receivables		-	-
(iii) Loans and Advances	1	97.19	97.19
(iv) Other Financial Assets	2	6.19	6.19
(f) Deferred Tax Assets (Net)		-	-
(g) Other Non Current Assets		-	-
2. Current Assets			
(a) Inventories			
(b) Financial Assets		-	-
(i) Investments		-	-
(ii) Trade Receivables	3	2.43	2.43
(iii) Cash and Cash Equivalents	4	21.36	21.37
(iv) Short-Term Loans and Advances		-	-
(v) Others		-	-
(c) Other Current Assets	5	8.00	8.00
TOTAL		135.17	135.18
II EQUITY AND LIABILITIES			
1. Equity			
(a) Equity Share Capital	6	1.00	1.00
(b) Other Equity	7	(549.22)	(548.96)
2. Non-Current Liabilities			
(a) Financial Liabilities			
(i) Borrowings	8	619.43	619.43
(ii) Trade Payables		-	-
(iii) Other Financial Liabilities		-	-
(b) Provisions			
(c) Deferred Tax Liabilities (Net)		-	-
(d) Other Non Current Liabilities		-	-
3. Current Liabilities			
(a) Financial Liabilities			
(i) Borrowings		-	-
(ii) Lease Liabilities		-	-
(iii) Trade Payables		-	-
(iv) Other Financial Liabilities		-	-
(b) Other Current Liabilities	9	37.04	37.04
(c) Provisions	10	26.92	26.67
(d) Current Tax Liabilities (Net)		-	-
TOTAL		135.17	135.18

Significant Accounting Policies & Notes to Financial Statements

1 to 28

As per our report of even date
 for P. Murali & Co.,
 Chartered Accountants,
 FRN:007257S

for and on behalf of the Board of Directors
 JADE RESORTS PRIVATE LIMITED



PLACE: HYDERABAD
 DATE :30-05-2025



Y. SIDDHARTH REDDY
 Director
 DIN:00815456

Y. MANJULA REDDY
 Director
 DIN:00115485

JADE RESORTS PRIVATE LIMITED
 "Country Club Kool", # 6-3-1219, 5th Floor, Begumpet, Hyderabad-500016
STATEMENT OF PROFIT & LOSS FOR THE YEAR ENDED 31-03-2025


All Amounts are in ₹ Lakhs, Except No of shares & EPS


Particulars	Note Nos.	Year Ended 31-03-2025	Year Ended 31-03-2024
1. INCOME			
Revenue From Operations		-	-
Other Income	11	-	9.69
TOTAL INCOME		-	9.69
2. EXPENDITURE			
Cost of Material Consumed		-	-
Employee Benefit Expenses		-	-
Depreciation and Amortisation Expenses		-	-
Other Expenses	12	0.26	0.25
TOTAL EXPENDITURE		0.26	0.25
3. PROFIT/(LOSS)			
Profit/(Loss) Before Tax (1 - 2)		(0.26)	9.44
Tax Expense:			
- Current Tax		-	-
- Deferred Tax		-	-
Profit/(Loss) for the Year		(0.26)	9.44
Earning Per Share			
- Basic		(2.61)	94.39
- Diluted		(2.61)	94.39

Significant Accounting Policies & Notes to Financial Statements

1 to 28

As per our report of even date
 for P. Murali & Co.,
 Chartered Accountants,
 FRN:007257S


 M V Joshi
 Partner
 Membership No. 024784
 UDIN:25024784BMIXWG7009



for and on behalf of the Board of Directors
 JADE RESORTS PRIVATE LIMITED




 Y. SIDHARTH REDDY
 Director
 DIN:00815456


 Y. MANJULA REDDY
 Director
 DIN:00115485

PLACE: HYDERABAD
 DATE :30-05-2025

JADE RESORTS PRIVATE LIMITED

"Country Club Kool", # 6-3-1219, 5th Floor, Begumpet, Hyderabad-500016


CASH FLOW STATEMENT FOR THE YEAR ENDED 31.03.2025

Particulars	All Amounts are in ₹ Lakhs, Except No of shares & EPS	
	Current Year	Previous Year
I. CASH FLOW FROM OPERATING ACTIVITIES:		
Profit/(Loss) Before Tax	(0.26)	9.44
Adjustments for : -		
Depreciation	-	-
Interest Paid	-	-
Excess amount charged in Other Equity	-	-
Interest Income	-	-
Operating Cash Flow before Working Capital Changes	(0.26)	9.44
(Increase) / Decrease in Inventory	-	-
(Increase) / Decrease in Trade Receivables	-	-
(Increase) / Decrease in Short Term Loans & Advances	-	-
(Increase) / Decrease in Other Current Assets	-	-
Increase / (Decrease) in Deferred Income(Current)	-	-
Increase / (Decrease) in Trade Payables	-	-
Increase / (Decrease) in Other Current Liabilities	-	-
Increase / (Decrease) in Provisions	0.25	0.23
CASH GENERATED FROM OPERATIONS	(0.01)	9.67
Add: Prior Period Expenses	-	-
Less: Income Tax Paid	-	-
CASH GENERATED FROM OPERATING ACTIVITIES	(0.01)	9.67
II. CASH FLOW FROM INVESTING ACTIVITIES:		
Purchase/Sale of Property Plant & Equipment	-	-
Capital Work in Progress, Pre-operative Expenses	-	-
Interest Income	-	-
(Increase) / Decrease in Loans & Advances	-	-
(Increase) / Decrease in Other Financial Assets	-	-
NET CASH AVILABLE FROM INVESTING ACTIVITIES	-	-
III. CASH FLOW FROM FINANCING ACTIVITIES:		
Proceeds From Issue of Equity Shares	-	-
Proceeds/(Repayment) of Borrowings	-	-
Share Premium and Capital Reserve	-	-
Interest Paid	-	-
Increase / (Decrease) in Other Long Term Liabilities	-	-
NET CASH USED IN FINANCING ACTIVITIES	-	-
NET INCREASE IN CASH AND CASH EQUIVALENTS(I+II+III)	(0.01)	9.67
Opening Balance of Cash & Cash Equivalents	21.37	11.70
Closing Balance of Cash & Cash Equivalents	21.36	21.37

As per our report of even date
for P. Murali & Co.,

for and on behalf of the Board of Directors
JADE RESORTS PRIVATE LIMITED

Chartered Accountants,
FRN:0072575



M V Joshi
Partner
Membership No.024784
UDIN:25024784BMIXWG7009



Y.SIDDHARTH REDDY
Director
DIN:00815456

Y.MANJULA REDDY
Director
DIN:00115485

PLACE: HYDERABAD
DATE :30-05-2025

JADE RESORTS PRIVATE LIMITED
Country Club Kool, # 6-3-1219, 5th Floor, Begumpet, Hyderabad-500016

Calculation of Ratios for the Financial Year And Previous Year

Particulars	Numerator	Denominator	31-03-2025	31-03-2024	Variance (%)
(a) Current Ratio	Current Assets	Current Liabilities	0.50	0.50	-0.45%
(b) Debt-Equity Ratio	Total Debt (borrowings and lease liabilities	Shareholder's Equity	-1.13	-1.13	-0.05%
(c) Debt Service Coverage Ratio	Earning for Debt Service=Net Profit after taxes + Non-cash operating expenses like depreciation and other amortizations + Interest	Debt service = Interest & Lease Payments + Principal Repayments	-	-	-
(d) Return on Equity Ratio	Net Profits after taxes - Preference Dividend (if any)	Average Shareholder's Equity	0.00	-0.02	-102.79%
(e) Inventory turnover ratio	Sales	Average Inventory	-	-	-
(f) Trade Receivables turnover ratio	Net Sales	Avg. Accounts Receivable	-	-	-
(g) Trade payables turnover ratio	Net Credit Purchases	Average Trade Payables	-	-	-
(h) Net capital turnover ratio	Net Sales	Working Capital	-	-	-
(i) Net profit ratio	Net Profit	Net Sales	-	-	-
(j) Return on Capital employed	Earning before interest and taxes	Capital Employed = Tangible Net Worth + Total Debt + Deferred Tax Liability	-0.00	0.13	-102.78%
(k) Return on investment.	Current Value of Investment-Cost of Investment	Cost of Investment	-	-	-

Particular	Current year	Pervious year
Current Asset	31.78	31.80
Current Liability	63.96	63.71
Total Debt	619.43	619.43
Shareholder's Equity	(548.22)	(547.96)
Earning for Debt Service	-	-
Debt service	-	-
PAT	(0.26)	9.44
Average Shareholder's Equity	(548.09)	(552.68)
EBIT	(0.26)	9.44
Capital Employed	71.21	71.48



Handwritten signature and scribbles.

NOTES TO BALANCE SHEET

NOTE NO. 1 : LOANS AND ADVANCES

All Amounts are in ₹ Lakhs, Except No of shares & EPS

Particulars	As at	As at
	31-03-2025	31-03-2024
Unsecured Considered Good		
Loans and Advances to Related Parties		
- Zen Garden Hotel Private Limited/Guindy Club	30.73	30.73
- Chanakyapuri Resort Private Limited/Kolkatta Club	40.33	40.33
- JJ Arts & Entertainment Pvt Ltd	0.29	0.29
- Hotel Golden Star Club/ Club Arzee Ltd	0.29	0.29
- Bright Resorts Private Limited	25.55	25.55
	<u>97.19</u>	<u>97.19</u>

NOTE NO. 2 : OTHER FINANCIAL ASSETS

Particulars	As at	As at
	31-03-2025	31-03-2024
Security Deposit	6.19	6.19
	<u>6.19</u>	<u>6.19</u>

NOTE NO. 3 : TRADE RECEIVABLES

Particulars	As at	As at
	31-03-2025	31-03-2024
Receivables outstanding for more than six months from the date they are due for payment Considered Good	2.43	2.43
Receivables outstanding for less than six months from the date they are due for payment Considered Good	-	-
	<u>2.43</u>	<u>2.43</u>

Trade receivables ageing schedule As at March, 31 2025

Particulars	Outstanding for following periods from due date of payment					Total
	Less than 6 months	6 months to 1 year	1 to 2 years	2 to 3 years	More than 3 years	
Unsecured & Considered Good	-	-	-	2.43	-	2.43
Balance as at year end	-	-	-	2.43	-	2.43

As at March, 31 2024

Particulars	Outstanding for following periods from due date of payment					Total
	Less than 6 months	6 months to 1 year	1 to 2 years	2 to 3 years	More than 3 years	
Unsecured & Considered Good	-	-	2.43	-	-	2.43
Balance as at year end	-	-	2.43	-	-	2.43

NOTE NO. 4 : CASH AND CASH EQUIVALENTS

Particulars	As at	As at
	31-03-2025	31-03-2024
Balances with banks :		
- Current Accounts	21.36	21.37
	<u>21.36</u>	<u>21.37</u>

NOTE NO. 5 : OTHER CURRENT ASSETS

Particulars	As at	As at
	31-03-2025	31-03-2024
TDS/TCS Receivables	8.00	8.00
	<u>8.00</u>	<u>8.00</u>



Handwritten signature/initials

Handwritten signature

NOTE NO. 6 : EQUITY SHARE CAPITAL

All Amounts are in ₹ Lakhs, Except No of shares & EPS

Particulars	As at	As at
	31-03-2025	31-03-2024
Authorised Capital	1.00	1.00
10000 Equity Shares (Previous Year 10000 Equity Shares)		
Issued, Subscribed & Fully Paid up:	1.00	1.00
10000 Equity Shares (Previous Year 10000 Equity Shares)		
	<u>1.00</u>	<u>1.00</u>
Par Value per Share	10	10

Notes:

1 a. Terms /rights attached to equity shares

i. The Company has only one class of shares referred to as equity shares having a par value of Rs.10/-. Each shareholder is entitled to one vote per share

Reconciliation of the number of shares outstanding at the beginning and at the end of the reporting period

	31-03-2025		31-03-2024	
	Nos	Amount	Nos	Amount
Total No of shares at opening accounting period	10,000	1.00	10,000	1.00
Add: No of shares issued during the year - Bonus Issue	-	-	-	-
Add: No of shares issued during the year - Cash Issue	-	-	-	-
Less : No of shares Forfeited/Bought Back during the year	-	-	-	-
Total No of shares at end of accounting period	<u>10,000</u>	<u>1.00</u>	<u>10,000</u>	<u>1.00</u>

Shares in the Company held by each shareholder holding more than 5% shares of the Company

Name of the Shareholder	31-03-2025		31-03-2024	
	Nos	% holding	Nos	% holding
Aquarian Realtors Private Limited	9,700	97	9,700	97

Shareholding of promoters


Promoter's Name	No of Shares	% of Total Shares	% of Change during the year
Aquarian Realtors Private Limited	9,700	97.00	Nil
Y.Rajeev Reddy -Nominee of Aquarian Realtors Private Ltd	100	1.00	Nil
Y.Manjula Reddy -Nominee of Aquarian Realtors Private Ltd	100	1.00	Nil
Y.Siddharth Reddy -Nominee of Aquarian Realtors Private Ltd	100	1.00	Nil

NOTE NO. 7 : OTHER EQUITY

Particulars	As at	As at
	31-03-2025	31-03-2024
Surplus/(Deficit):		
Surplus/(Deficit) in Statement of Profit and Loss		
As per last year Balance Sheet	(548.96)	(558.40)
Add: Current year Profit/(Loss)	(0.26)	9.44
	<u>(549.22)</u>	<u>(548.96)</u>

NOTE NO. 8 : BORROWINGS

Particulars	As at	As at
	31-03-2025	31-03-2024
Unsecured		
Loans and Advances From Related Parties		
- Aquarian Realtors Pvt Ltd	619.43	619.43
	<u>619.43</u>	<u>619.43</u>



Handwritten signature and checkmark.

NOTE NO.9 : OTHER CURRENT LIABILITIES

All Amounts are in ₹ Lakhs, Except No of shares & EPS

Particulars	As at	As at
	31-03-2025	31-03-2024
Dues to Statutory Authorities	36.06	36.06
Other Liabilities	0.98	0.98
	<u>37.04</u>	<u>37.04</u>

NOTE NO.10 : PROVISIONS

Particulars	As at	As at
	31-03-2025	31-03-2024
Provision for Employee Benefits		
- Salaries & Other Benefits Payable	0.03	0.03
- PF Payable	0.41	0.41
- PT Payable	1.60	1.60
Others		
- Consultancy & Profesional Charges Payable	1.90	1.65
- Provision for Expenses	22.98	22.98
	<u>26.92</u>	<u>26.67</u>

NOTES TO STATEMENT OF PROFIT & LOSS**NOTE NO. 11 : OTHER INCOME**

Particulars	Year Ended	Year Ended
	31-03-2025	31-03-2024
Others	-	9.69
	<u>-</u>	<u>9.69</u>

NOTE NO. 12 : OTHER EXPENSES

Particulars	Year Ended	Year Ended
	31-03-2025	31-03-2024
Finance Charges	0.02	0.01
Payment to Auditors:		
- As Auditor	0.24	0.24
	<u>0.26</u>	<u>0.25</u>



JADE RESORTS PRIVATE LIMITED

SIGNIFICANT ACCOUNTING POLICIES

A. BASIS OF ACCOUNTING AND PREPARATION OF FINANCIAL STATEMENTS:

These financial statements of the Company are prepared in accordance with the Indian Generally Accepted Accounting Principles (GAAP) under the Historical Cost convention on the accrual basis except for certain financial instruments which are measured at Fair Values. GAAP comprises mandatory accounting standards as prescribed under Section 133 of the Companies Act, 2013 read with Relevant to rules issued there under. The accounting policies adopted in the preparation of the financial statements are consistent with those followed in the previous year.

B. REVENUE RECOGNITION:

- i) The Company follows the mercantile system of accounting and recognizes income and expenditure on accrual basis.
- ii) Revenue is not recognized on the grounds of prudence, until realized in respect of liquidated damages, delayed payments as recovery of the amounts are not certain.

C. PROVISIONS:

Provisions are recognized when the company has a legal and constructive obligation as a result of a past event, for which it is probable that a cash outflow will be required and a reliable estimate can be made of the amount of the obligation.

D. PROPERTY, PLANT & EQUIPMENT:

Property, Plant & Equipment is stated at cost. Cost comprises the Purchase price and other attribute expenses.

E. DEPRECIATION

Depreciation is in accordance with provisions of Schedule II of Companies Act, 2013.

F. DEFFERED TAX LIABILITY:

Deferred tax liability is recognized for future tax consequences attributable to the timing differences that result between profit offered for Income tax and the profit as per the standalone financial statements. Deferred tax liability is measured as per the tax rates/laws that have been enacted or substantively enacted by the Balance Sheet date.




G. EARNINGS PER SHARE

The Basic and Diluted Earnings Per Share (EPS) is computed by dividing the net profit after tax for the year by weighted average number of Equity shares outstanding during the year.

H. ROUNDING OF AMOUNTS

All the amounts disclosed in the Financial Statements and notes have been rounded off to the Hundreds and decimals there of as per requirement of Schedule III of the Companies Act, 2013 unless otherwise stated.



JADE RESORTS PRIVATE LIMITED

Notes to Financial Statements

- 13) The Company has incurred losses as there were no commercial operations done due to which the net worth of the company has been eroded.
- 14) The Company has not received any information from "Suppliers" regarding their status under Micro, Small and Medium Enterprises Development Act, 2006, and hence, whether any due outstanding to SSI unit for more than 45 days is not ascertainable.
- 15) Trade Receivables, Trade Payables are Subject to Conformation and Reconciliation

16) Auditors' Remuneration:

(All Amounts are ₹in Lakhs except No. of Shares & EPS)

Particulars	31-03-2025	31-03-2024
Audit Fee	0.24	0.24

17) Related party disclosures:

(All Amounts are ₹in Lakhs except No. of Shares & EPS)

S.no	Name of the the Party	Relation	Transaction	Bal as on 01.04.2024	Transaction During the Year (2024-2025)	Bal as on 31.03.2025
1	Aquarian Realtors Private Limited	Holding Company	Borrowings	619.43	-	619.43
2	Chanakyapuri Resorts Private Limited	Common Management	Loans & Advances	40.33	-	40.33
3	Bright Resorts Private Limited	Common Management	Loans & Advances	25.55	-	25.55
4	Zen Garden Hotel Private Limited	Common Management	Loans & Advances	30.73	-	30.73
5	JJ Arts & Entertainment Private Limited	Common Management	Loans & Advances	0.29	-	0.29
6	Club Aarzee Limited	Common Management	Loans & Advances	0.29	-	0.29

- 18) The company doesn't have any transactions which are not recorded in books of accounts that has been surrender or disclosed for tax assessments under Income Tax Act, 1961 during the year.



Handwritten signature and scribbles.

- 19) The company has not traded or invested in crypto currency or virtual currency during the financial year.
- 20) There are no significant events that occurred after the Balance Sheet Date.
- 21) The Company doesn't have any transactions or relationship with struck off companies.
- 22) The Company has not advanced or loaned or invested any funds (either from borrowed funds or share premium or any other sources or kind of funds) to or in any other persons or entities, including foreign entities ("Intermediaries"), with the understanding, whether recorded in writing or otherwise, that the Intermediary shall, directly or indirectly lend or invest in other persons or entities identified in any manner whatsoever ("Ultimate Beneficiaries") by or on behalf of the Company or provide any guarantee, security or the like on behalf of the Ultimate Beneficiaries.
- 23) The Company has not received any funds from any persons or entities, including foreign entities ("Funding Parties"), with the understanding, whether recorded in writing or otherwise, that the Company shall directly or indirectly, lend or invest in other persons or entities identified in any manner whatsoever ("Ultimate Beneficiaries") by or on behalf of the Funding Parties or provide any guarantee, security or the like on behalf of the Ultimate Beneficiaries.
- 24) The company has not been declared as willful defaulter by any bank or financial institution.
- 25) As per information provided, no proceeding has been initiated or pending against the company for holding any benami property under the benami transaction (prohibition) Act, 1988.
- 26) Ratios:

Particulars	Numerator	Denominator	as at 31st March, 2025	as at 31st March, 2024	Variance (%)
Current Ratio	Current Assets	Current Liabilities	0.50	0.50	-0.45
Debt-Equity Ratio	Total Debt - Deferred Tax Liabilities	Shareholders' Equity	-1.13	-1.13	-0.05
Debt Service Coverage Ratio	Earnings available for debt services	Interest+ Instalments	-	-	-
*Return on Equity Ratio	Net Profits After Tax	Shareholders' funds	0.00	-0.02	-102.79
Inventory Turnover	Sales	Average	-	-	-



[Handwritten signature]

[Handwritten signature]


Ratio		Inventory			
Trade Receivables Turnover Ratio	Credit Sales	Average Trade receivables	-	-	-
Trade Payables Turnover Ratio	Annual Net Credit Purchases	Average Trade Payables	-	-	-
Net Capital Turnover Ratio	Sales	Working Capital	-	-	-
Net Profit Ratio	Net profit after tax	Sales	-	-	-
*Return on Capital employed	Earnings before interest and taxes	Capital Employed = Total Assets - Current Liabilities	-0.00	0.13	-102.78
*Return on Investment (Assets)	Total Comprehensive Income	Average Total Assets	-	-	-

27) Previous years' figures are restated/regrouped/rearranged wherever necessary in order to conform to the current years' grouping and classifications.

28) Figures have been rounded off to the Hundred's and Decimals thereof.

SIGNATURE TO NOTES 1 To 28

As per our report of even date
For P Murali & Co.
Chartered Accountants
FRN: 0072575



M.V. Joshi
Partner
M. No. 024784
UDIN: 25024784BMIXWG7009

Place: Hyderabad
Date: 30-05-2025

For and on behalf of the Board
JADE RESORTS PRIVATE LIMITED



Y. Siddharth Reddy
Director
Din:00815456

Y. Manjula Reddy
Director
Din:00115485