

INTERNATIONAL COUNTRY HOLIDAYS PRIVATE LIMITED

(Formerly Known as AAKRUTHI ENGINEERS PRIVATE LIMITED)

723/A, Prathmesh Complex, Veera Desai Road Extension
Andheri (W), Mumbai, Maharashtra

BALANCE SHEET AS AT 31-03-2025

All Amounts are in ₹ Lakhs, Except No of shares & EPS


Particulars	Note Nos.	As At	As At
		31-03-2025	31-03-2024
I ASSETS			
1. Non - Current Assets			
(a) Property Plant & Equipment	1	8.66	8.66
(b) Capital Work In Progress		-	-
(c) Other Intangible Assets		-	-
(d) Right-of-use assets		-	-
(e) Financial Assets		-	-
(i) Investments		-	-
(ii) Trade Receivables		-	-
(iii) Loans and Advances	2	1,050.00	1,050.00
(iv) Other Financial Assets		-	-
(f) Defferred Tax Asset	3	2.27	2.27
(g) Other Non Current Assets		-	-
2. Current Assets			
(a) Inventories		-	-
(b) Financial Assets		-	-
(i) Investments		-	-
(ii) Trade Receivables		-	-
(iii) Cash & Cash Equivalents	4	0.67	0.67
(iv) Loans and Advances		-	-
(v) Others	5	8.52	8.22
(c) Other Current Assets		-	-
TOTAL		1,070.12	1,069.82
II EQUITY AND LIABILITIES			
1. Equity			
(a) Equity Share Capital	6	10.00	10.00
(b) Other Equity	7	(171.06)	(170.95)
2. Non-Current Liabilities			
(a) Financial Liabilities			
(i) Borrowings	8	1,218.79	1,221.49
(ii) Trade Payables	9	5.00	5.00
(iii) Other Financial Liabilities		-	-
(b) Provisions		-	-
(c) Defferred Tax Liabilities (Net)		-	-
(d) Other Non Current Liabilities		-	-
3. Current Liabilities			
(a) Financial Liabilities			
(i) Short-term Borrowings		-	-
(ii) Lease Liabilites		-	-
(iii) Trade Payables		-	-
(iv) Other Financial Liabilities		-	-
(b) Other Current Liabilities	10	3.46	3.45
(c) Provisions	11	3.93	0.83
(d) Current Tax Liabilities (Net)		-	-
TOTAL		1,070.12	1,069.82

Significant Accounting Policies & Notes to Financial Statements

1 to 25

As per our report of even date
for P. Murali & Co.,


Chartered Accountants,
FRN:0072575


M V Joshi

Partner

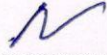
Membership No.024784

UDIN: 25024784BMIXVW8701



for and on behalf of the Board of Directors
INTERNATIONAL COUNTRY HOLIDAYS PRIVATE LIMITED




Y. SIDDHARTH REDDY

Director

DIN:00815456


Y. VARUN REDDY

Director

DIN:01905757

PLACE: HYDERABAD

DATE :29-05-2025

INTERNATIONAL COUNTRY HOLIDAYS PRIVATE LIMITED

(Formerly Known as AAKRUTHI ENGINEERS PRIVATE LIMITED)

723/A, Prathmesh Complex, Veera Desai Road Extension
Andheri (W), Mumbai, Maharashtra

STATEMENT OF PROFIT & LOSS FOR THE YEAR ENDED 31-03-2025

All Amounts are in ₹ Lakhs, Except No of shares & EPS


Particulars	Note Nos.	Year Ended 31-03-2025	Year Ended 31-03-2024
1. INCOME			
Revenue from Operations		-	-
Other Income	12	3.00	3.00
TOTAL INCOME		3.00	3.00
2. EXPENDITURE			
Cost of materials consumed		-	-
Employee Benefit Expenses		-	-
Finance costs		-	-
Depreciation and Amortisation Expenses	1	-	-
Other Expenses	13	3.11	9.87
TOTAL EXPENDITURE		3.11	9.87
3. PROFIT/(LOSS)			
Profit/(Loss) Before Tax (1 - 2)		(0.11)	(6.87)
Tax Expense:			
- Current Tax		-	-
- Deferred Tax		-	-
Profit/(Loss) for the Year		(0.11)	(6.87)
Earning Per Share			
- Basic		(1.06)	(68.68)
- Diluted		(1.06)	(68.68)

Significant Accounting Policies & Notes to Financial Statements

1 to 25

As per our report of even date
for P. Murali & Co.,

Chartered Accountants,
FRN:007257S



M V Joshi
Partner
Membership No.024784
UDIN: 25024784BMIXVW8701



for and on behalf of the Board of Directors
INTERNATIONAL COUNTRY HOLIDAYS PRIVATE LIMITED



Y. SIDDHARTH REDDY
Director
DIN:00815456



Y. VARUN REDDY
Director
DIN:01905757

PLACE: HYDERABAD
DATE :29-05-2025

INTERNATIONAL COUNTRY HOLIDAYS PRIVATE LIMITED

(Formerly Known as AAKRUTHI ENGINEERS PRIVATE LIMITED)


723/A, Prathmesh Complex, Veera Desai Road Extension
Andheri (W), Mumbai, Maharashtra

CASH FLOW STATEMENT FOR THE YEAR ENDED 31.03.2025

Particulars	All Amounts are in ₹ Lakhs, Except No of shares & EPS	
	Current Year	Previous Year
I. CASH FLOW FROM OPERATING ACTIVITIES:		
Profit/(Loss) Before Tax	(0.11)	(6.87)
Adjustments for : -		
Depreciation	-	-
Interest Paid	-	-
Excess amount charged to surplus in Reserves and Surplus	-	-
Interest Income	-	-
Operating Cash Flow before Working Capital Changes	(0.11)	(6.87)
(Increase) / Decrease in Inventory	-	-
(Increase) / Decrease in Trade Receivables	-	-
(Increase) / Decrease in Loans & Advances	-	9.75
(Increase) / Decrease in Other Non - Current Assets	-	-
(Increase) / Decrease in Current Investments	-	-
Increase / (Decrease) in Deferred Income(Current)	-	-
Increase / (Decrease) in Trade Payables	-	-
Increase / (Decrease) in Other Current Liabilities	-	-
Increase / (Decrease) in Provisions	3.11	0.12
(Increase) / Decrease in Other Current Assets	(0.30)	(0.30)
CASH GENERATED FROM OPERATIONS	2.70	2.70
Add: Prior Period Expenses	-	-
Less: Income Tax Paid	-	-
CASH GENERATED FROM OPERATING ACTIVITIES	2.70	2.70
II. CASH FLOW FROM INVESTING ACTIVITIES:		
Purchase/Sale of Property Plant & Equipment	-	-
Capital Work in Progress, Pre-operative Expenses	-	-
Interest Income	-	-
(Increase) / Decrease in Loans & Advances	-	-
NET CASH AVAILABLE FROM INVESTING ACTIVITIES	-	-
III. CASH FLOW FROM FINANCING ACTIVITIES:		
Proceeds From Issue of Equity Shares	-	-
Proceeds/(Repayment) of Borrowings	(2.70)	(2.70)
Share Premium and Capital Reserve	-	-
Interest Paid	-	-
NET CASH USED IN FINANCING ACTIVITIES	(2.70)	(2.70)
NET INCREASE IN CASH AND CASH EQUIVALENTS(I+II+III)	0.00	0.00
Opening Balance of Cash & Cash Equivalents	0.67	0.67
Closing Balance of Cash & Cash Equivalents	0.67	0.67

As per our report of even date
for P. Murali & Co.,
Chartered Accountants,
FRN:0072575

for and on behalf of the Board of Directors
INTERNATIONAL COUNTRY HOLIDAYS PRIVATE LIMITED



M V Joshi
Partner
Membership No.024784
UDIN: 25024784BMIXVW8701




Y. SIDDHARTH REDDY
Director
DIN:00815456



Y. VARUN REDDY
Director
DIN:01905757

PLACE: HYDERABAD
DATE :29-05-2025

INTERNATIONAL COUNTRY HOLIDAYS PRIVATE LIMITED
723/A, Prathmesh Complex, Veera Desai Road Extension
Andheri (W), Mumbai, Maharashtra

NOTE NO.1: PROPERTY, PLANT AND EQUIPMENT AND INTANGIBLE ASSETS

All Amounts are in ₹ Lakhs, Except No of shares & EPS

	Property, Plant and Equipment							Intangible Assets	
	Land & Site Development	Buildings	Furniture & Fixtures	Plant & Machinery	Computers	Vehicles	Total Property, Plant and Equipment	Computer Software	Total Intangible Assets
Cost									
As at March 31st, 2023	8.66	-	1.21	1.56	0.14	-	11.57	2.71	2.71
Additions	-	-	-	-	-	-	-	-	-
Disposals	-	-	-	-	-	-	-	-	-
As at March 31st, 2024	8.66	-	1.21	1.56	0.14	-	11.57	2.71	2.71
Additions	-	-	-	-	-	-	-	-	-
Disposals	-	-	-	-	-	-	-	-	-
As at March 31st, 2025	8.66	-	1.21	1.56	0.14	-	11.57	2.71	2.71
Depreciation									
As at March 31st, 2023	-	-	1.21	1.56	0.14	-	2.91	2.71	2.71
Charge for the period	-	-	-	-	-	-	-	-	-
Disposals	-	-	-	-	-	-	-	-	-
As at March 31st, 2024	-	-	1.21	1.56	0.14	-	2.91	2.71	2.71
Charge for the period	-	-	-	-	-	-	-	-	-
Disposals	-	-	-	-	-	-	-	-	-
As at March 31st, 2025	-	-	1.21	1.56	0.14	-	2.91	2.71	2.71
Net Block									
As at March 31st, 2023	8.66	-	-	-	-	-	8.66	-	-
As at March 31st, 2024	8.66	-	-	-	-	-	8.66	-	-



INTERNATIONAL COUNTRY HOLIDAYS PRIVATE LIMITED
723/A, Prathmesh Complex, Veera Desai Road Extension
Andheri (W), Mumbai, Maharashtra

Calculation of Ratios for the Financial Year And Previous Year

Particulars	Numerator	Denominator	31-03-2025	31-03-2024	Variance (%)
(a) Current Ratio	Current Assets	Current Liabilities	1.24	2.08	-40.16%
(b) Debt-Equity Ratio	Total Debt (borrowings and lease liabilities)	Shareholder's Equity	-7.57	-7.59	-0.29%
(c) Debt Service Coverage Ratio	Earning for Debt Service=Net Profit after taxes + Non-cash operating expenses like depreciation and other amortizations + Interest	Debt service = Interest & Lease Payments + Principal Repayments	-	-	-
(d) Return on Equity Ratio	Net Profits after taxes - Preference Dividend (if any)	Average Shareholder's Equity	0.00	0.04	-98.50%
(e) Inventory turnover ratio	Sales	Average Inventory	-	-	-
(f) Trade Receivables turnover ratio	Net Sales	Avg. Accounts Receivable	-	-	-
(g) Trade payables turnover ratio	Net Credit Purchases	Average Trade Payables	-	-	-
(h) Net capital turnover ratio	Net Sales	Working Capital	-	-	-
(i) Net profit ratio	Net Profit	Net Sales	-	-	-
(j) Return on Capital employed	Earning before interest and taxes	Capital Employed = Tangible Net Worth + Total Debt + Deferred Tax Liability	-0.00	-0.01	-98.46%
(k) Return on investment.	Current Value of Investment-Cost of Investment	Cost of Investment	-	-	-

Particular	Current year	Pervious year
Current Asset	9.19	8.89
Current liability	7.39	4.28
Total Debt	1,218.79	1,221.49
Shareholder's Equity	(161.06)	(160.95)
Earning for Debt Service	-	-
Debt service	-	-
PAT	(0.11)	(6.87)
Average Shareholder's Equity	(161.00)	(157.52)
EBIT	(0.11)	(6.87)
Capital Employed	1,062.73	1,065.54



NOTES TO BALANCE SHEET

NOTE NO. 2 : LOANS AND ADVANCES

All Amounts are in ₹ Lakhs, Except No of shares & EPS

Particulars	As at	As at
	31-03-2025	31-03-2024
Hotel Golden Star Club/Club Aeze Ltd	1,050.00	1,050.00
	<u>1,050.00</u>	<u>1,050.00</u>

NOTE NO.3 : DEFERRED TAX ASSET (NET)

Particulars	As at	As at
	31-03-2025	31-03-2024
Opening Deferred tax Liability	2.27	2.27
Add: Deferred Tax Liability for the year (Due to SLM and WDV Difference)	-	-
	<u>2.27</u>	<u>2.27</u>

NOTE NO. 4 : CASH AND CASH EQUIVALENTS

Particulars	As at	As at
	31-03-2025	31-03-2024
Balances with banks : - Current Accounts	0.67	0.67
	<u>0.67</u>	<u>0.67</u>

NOTE NO. 5 : OTHER CURRENT ASSETS

Particulars	As at	As at
	31-03-2025	31-03-2024
TDS/TCS Receivables	8.52	8.22
	<u>8.52</u>	<u>8.22</u>

NOTE NO. 6 : EQUITY SHARE CAPITAL

Particulars	As at	As at
	31-03-2025	31-03-2024
Authorised Capital 1,10,000 Equity Shares (Previous Year 1,10,000 Equity Shares)	110.00	110.00
Issued, Subscribed & Fully Paid up: 10,000 Equity Shares (Previous Year 10,000 Equity Shares)	10.00	10.00
	<u>10.00</u>	<u>10.00</u>
Par Value per Share	100	100

Notes:

1 a. Terms /rights attached to equity shares

i. The Company has only one class of shares referred to as equity shares having a par value of Rs.100/- . Each Equity shareholder is entitled to one vote per share

Reconciliation of the number of shares outstanding at the beginning and at the end of the reporting period

	31-03-2025		31-03-2024	
	Nos	Amount	Nos	Amount
Total No of shares at opening accounting period	10,000	10.00	10,000	10.00
Add: No of shares issued during the year - Bonus Issue	-	-	-	-
Add: No of shares issued during the year - Cash Issue	-	-	-	-
Less : No of shares Forfeited/Bought Back during the year	-	-	-	-
Total No of shares at end of accounting period	<u>10,000</u>	<u>10.00</u>	<u>10,000</u>	<u>10.00</u>

Shares in the Company held by each shareholder holding more than 5% shares of the Company

Name of the Shareholder	31-03-2025		31-03-2024	
	Nos	% holding	Nos	% holding
Country Club Hospitality & Holidays Limited	9,998	99.98	9,998	99.98



Shareholding of promoters

Promoter's Name	No of Shares	% of Total Shares	% of Change during the year
Country Club Hospitality & Holidays Limited	9,998	99.98	Nil
Y.Rajeev Reddy - Nominee of Country Club Hospitality & Holidays Ltd	1	0.01	Nil
Y.Manjula Reddy - Nominee of Country Club Hospitality & Holidays Ltd	1	0.01	Nil

NOTE NO. 7 : OTHER EQUITY

All Amounts are in ₹ Lakhs, Except No of shares & EPS

Particulars	As at	As at
	31-03-2025	31-03-2024
Surplus/(Deficit):		
Surplus/(Deficit) in Statement of Profit and Loss		
As per last year Balance Sheet	(170.95)	(164.08)
Add: Current year Profit/(Loss)	(0.11)	(6.87)
	<u>(171.06)</u>	<u>(170.95)</u>

NOTE NO. 8 : BORROWINGS

Particulars	As at	As at
	31-03-2025	31-03-2024
Loans and Advances From Related Parties		
- Country Club Hospitality & Holidays Limited	1,218.79	1,221.49
	<u>1,218.79</u>	<u>1,221.49</u>

NOTE NO. 9 : OTHER FINANCIAL LIABILITIES

Particulars	As at	As at
	31-03-2025	31-03-2024
Unsecured		
Leave Licence Deposit	5.00	5.00
	<u>5.00</u>	<u>5.00</u>

NOTE NO.10 : OTHER CURRENT LIABILITIES

Particulars	As at	As at
	31-03-2025	31-03-2024
Dues to Statutory Authorities	0.17	0.17
Other Liabilities	3.29	3.28
	<u>3.46</u>	<u>3.45</u>

NOTE NO.11 : PROVISIONS

Particulars	As at	As at
	31-03-2025	31-03-2024
Others		
- Provision for Expenses	2.99	-
- Consultancy & Profesional Charges Payable	0.94	0.83
	<u>3.93</u>	<u>0.83</u>



NOTES TO STATEMENT OF PROFIT & LOSS


NOTE NO. 12 : OTHER INCOME

All Amounts are in ₹ Lakhs, Except No of shares & EPS

Particulars	Year Ended 31-03-2025	Year Ended 31-03-2024
Lease Rent	3.00	3.00
	3.00	3.00

NOTE NO. 13 : OTHER EXPENSES

Particulars	Year Ended 31-03-2025	Year Ended 31-03-2024
Other Administrative Expenses	2.99	9.75
Payment to Auditors: - As Auditor	0.12	0.12
	3.11	9.87



INTERNATIONAL COUNTRY HOLIDAYS PRIVATE LIMITEDX

SIGNIFICANT ACCOUNTING POLICIES

A. BASIS OF ACCOUNTING AND PREPARATION OF FINANCIAL STATEMENTS:

These financial statements of the Company are prepared in accordance with the Indian Generally Accepted Accounting Principles (GAAP) under the Historical Cost convention on the accrual basis except for certain financial instruments which are measured at Fair Values. GAAP comprises mandatory accounting standards as prescribed under Section 133 of the Companies Act, 2013 read with Relevant to rules issued there under. The accounting policies adopted in the preparation of the financial statements are consistent with those followed in the previous year.

B. REVENUE RECOGNITION:

- i) The Company follows the mercantile system of accounting and recognizes income and expenditure on accrual basis.
- ii) Revenue is not recognized on the grounds of prudence, until realized in respect of liquidated damages, delayed payments as recovery of the amounts are not certain.

C. PROVISIONS:

Provisions are recognized when the company has a legal and constructive obligation as a result of a past event, for which it is probable that a cash outflow will be required and a reliable estimate can be made of the amount of the obligation.

D. PROPERTY, PLANT & EQUIPMENT:

Property, Plant & Equipment is stated at cost. Cost comprises the Purchase price and other attribute expenses.

E. DEPRECIATION

Depreciation is in accordance with provisions of Schedule II of Companies Act, 2013.

F. DEFERRED TAX ASSET/LIABILITY:

Deferred tax asset or liability is recognized for future tax consequences attributable to the timing differences that result between profit offered for Income tax and the profit as per the standalone financial statements. Deferred tax asset or liability is measured as per the tax rates/laws that have been enacted or substantively enacted by the Balance Sheet date.



G. EARNINGS PER SHARE

The Basic and Diluted Earnings Per Share (EPS) is computed by dividing the net profit after tax for the year by weighted average number of Equity shares outstanding during the year.

H. INVESTMENTS:

Non-current investments are valued at cost less permanent diminution in value.

I. ROUNDING OF AMOUNTS

All the amounts disclosed in the Financial Statements and notes have been rounded off to the Lakhs and decimals there of as per requirement of Schedule III of the Companies Act, 2013 unless otherwise stated.



INTERNATIONAL COUNTRY HOLIDAYS PRIVATE LIMITED
Notes to Financial Statements

- 14) The Company has not received any information from "Suppliers" regarding their status under Micro, Small and Medium Enterprises Development Act, 2006, and hence, whether any due outstanding to SSI unit for more than 45 days is not ascertainable.
- 15) The company doesn't have any transactions which are not recorded in books of accounts that has been surrender or disclosed for tax assessments under Income Tax Act, 1961 during the year.
- 16) The company has not traded or invested in crypto currency or virtual currency during the financial year.
- 17) There are no significant events that occurred after the Balance Sheet Date.
- 18) The Company doesn't have any transactions or relationship with struck off companies.
- 19) The Company, other than as disclosed in the notes to accounts, has not advanced or loaned or invested any funds (either from borrowed funds or share premium or any other sources or kind of funds) to or in any other persons or entities, including foreign entities ("Intermediaries"), with the understanding, whether recorded in writing or otherwise, that the Intermediary shall, directly or indirectly lend or invest in other persons or entities identified in any manner whatsoever ("Ultimate Beneficiaries") by or on behalf of the Company or provide any guarantee, security or the like on behalf of the Ultimate Beneficiaries.
- 20) The Company, other than as disclosed in the notes to accounts, has not received any funds from any persons or entities, including foreign entities ("Funding Parties"), with the understanding, whether recorded in writing or otherwise, that the Company shall directly or indirectly, lend or invest in other persons or entities identified in any manner whatsoever ("Ultimate Beneficiaries") by or on behalf of the Funding Parties or provide any guarantee, security or the like on behalf of the Ultimate Beneficiaries.
- 21) Auditors' Remuneration:

(All Amounts are in ₹ Lakhs, except No of shares & EPS)

Particulars	31-03-2025	31-03-2024
Audit Fee	0.12/-	0.12/-




22) Related party disclosures:

(All Amounts are in ₹Lakhs except No. of Shares & EPS)

Name of the Party	Relation	Nature of Transactions	Balance as on 01.04.2024	Transactions During the Year (2024-2025)	Balance as on 31.03.2025
Country Club Hospitality & Holidays Limited	Holding Company	Borrowings	1,221.49	(2.70)	1,218.79
Club Arzee Limited	Fellow Subsidiary	Loans	1,050.00	-	1,050.00

23) Ratios:

Particulars	Numerator	Denominator	As at 31 March, 2025	As at 31 March, 2024	Variance
Current Ratio	Current Assets	Current Liabilities	1.24	2.08	-40.16%
Debt-Equity Ratio	Total Debt - Deferred Tax Liabilities	Shareholders' Equity	-7.57	-7.59	-0.29%
Debt Service Coverage Ratio	Earnings available for debt services	Interest+ Installments	-	-	-
*Return on Equity Ratio	Net Profits After Tax	Shareholders' funds	0.00	0.04	-98.50%
Inventory Turnover Ratio	Sales	Average Inventory	-	-	-
Trade Receivables Turnover Ratio	Credit Sales	Average Trade receivables	-	-	-
Trade Payables Turnover Ratio	Annual Net Credit Purchases	Average Trade Payables	-	-	-
Net Capital Turnover Ratio	Sales	Working Capital	-	-	-
Net Profit Ratio	Net profit after tax	Sales	-	-	-
*Return on Capital employed	Earnings before interest and taxes	Capital Employed = Total Assets - Current Liabilities	-0.00	-0.01	-98.46%
*Return on Investment (Assets)	Total Comprehensive Income	Average Total Assets	-	-	-




- 24) Previous years' figures are restated/regrouped/rearranged wherever necessary in order to conform to the current years' grouping and classifications.
- 25) Figures have been rounded off to the Lakhs and decimals thereof.

SIGNATURE TO NOTES 1 To 25

As per our report of even date
For P Murali & Co
Chartered Accountants
FRN: 007257S

For and on behalf of the Board
INTERNATIONAL COUNTRY HOLIDAYS
PRIVATE LIMITED



M.V. Joshi
Partner
M. No. 024784
UDIN: 25024784BMIXVW8701



Y. Siddharth Reddy
Director
DIN: 00815456



Y. Varun Reddy
Director
DIN: 01905757

Place: Hyderabad
Date: 29-05-2025

