

INTERNATIONAL COUNTRY HOLIDAYS PRIVATE LIMITED

(Formerly Known as AAKRUTHI ENGINEERS PRIVATE LIMITED)

723/A, Prathmesh Complex, Veera Desai Road Extension
Andheri (W), Mumbai, Maharashtra

BALANCE SHEET AS AT 31-03-2024

All Amounts are in ₹ Lakhs, Except No of shares & EPS

| Particulars | Note Nos. | As At | |
|------------------------------------|-----------|-----------------|-----------------|
| | | 31-03-2024 | 31-03-2023 |
| I ASSETS | | | |
| 1. Non - Current Assets | | | |
| (a) Property Plant & Equipment | 1 | 8.66 | 8.66 |
| (b) Capital Work In Progress | | - | - |
| (c) Other Intangible Assets | | - | - |
| (d) Right-of-use assets | | - | - |
| (e) Financial Assets | | | |
| (i) Investments | | - | - |
| (ii) Trade Receivables | | - | - |
| (iii) Loans and Advances | 2 | 1,050.00 | 1,050.00 |
| (iv) Other Financial Assets | | - | - |
| (f) Deferred Tax Asset | 3 | 2.27 | 2.27 |
| (g) Other Non Current Assets | | - | - |
| 2. Current Assets | | | |
| (a) Inventories | | - | - |
| (b) Financial Assets | | | |
| (i) Investments | | - | - |
| (ii) Trade Receivables | | - | - |
| (iii) Cash & Cash Equivalents | 4 | 0.67 | 0.67 |
| (iv) Loans and Advances | 5 | - | 9.75 |
| (v) Others | | - | - |
| (c) Other Current Assets | 6 | 8.22 | 7.92 |
| TOTAL | | 1,069.82 | 1,079.27 |
| II EQUITY AND LIABILITIES | | | |
| 1. Equity | | | |
| (a) Equity Share Capital | 7 | 10.00 | 10.00 |
| (b) Other Equity | 8 | (170.95) | (164.08) |
| 2. Non-Current Liabilities | | | |
| (a) Financial Liabilities | | | |
| (i) Borrowings | 9 | 1,221.49 | 1,224.19 |
| (ii) Trade Payables | | - | - |
| (iii) Other Financial Liabilities | 10 | 5.00 | 5.00 |
| (b) Provisions | | - | - |
| (c) Deferred Tax Liabilities (Net) | | - | - |
| (d) Other Non Current Liabilities | | - | - |
| 3. Current Liabilities | | | |
| (a) Financial Liabilities | | | |
| (i) Short-term Borrowings | | - | - |
| (ii) Lease Liabilities | | - | - |
| (iii) Trade Payables | | - | - |
| (iv) Other Financial Liabilities | | - | - |
| (b) Other Current Liabilities | 11 | 3.45 | 3.45 |
| (c) Provisions | 12 | 0.83 | 0.71 |
| (d) Current Tax Liabilities (Net) | | - | - |
| TOTAL | | 1,069.82 | 1,079.27 |

Significant Accounting Policies & Notes to Financial Statements

1 to 26

As per our report of even date
for P. Murali & Co.,

Chartered Accountants
FRN:0072575




M V Joshi
Partner

Membership No. 024784

UDIN: 24024784BKAUEQ2932

for and on behalf of the Board of Directors
INTERNATIONAL COUNTRY HOLIDAYS PRIVATE LIMITED



Y. SIDDHARTH REDDY
Director
DIN:00815456

Y. VARUN REDDY
Director
DIN:01905757

PLACE: HYDERABAD
DATE :29-05-2024

INTERNATIONAL COUNTRY HOLIDAYS PRIVATE LIMITED

(Formerly Known as AAKRUTHI ENGINEERS PRIVATE LIMITED)

723/A, Prathmesh Complex, Veera Desai Road Extension
Andheri (W), Mumbai, Maharashtra

STATEMENT OF PROFIT & LOSS FOR THE YEAR ENDED 31-03-2024

All Amounts are in ₹ Lakhs, Except No of shares & EPS

| Particulars | Note Nos. | Year Ended 31-03-2024 | Year Ended 31-03-2023 |
|--|-----------|--------------------------|--------------------------|
| 1. INCOME | | | |
| Revenue from Operations | | - | - |
| Other Income | 13 | 3.00 | 3.00 |
| TOTAL REVENUE | | 3.00 | 3.00 |
| 2. EXPENDITURE | | | |
| Cost of materials consumed | | - | - |
| Employee Benefit Expenses | | - | - |
| Finance costs | | - | - |
| Depreciation and Amortisation Expenses | 1 | - | - |
| Other Expenses | 14 | 9.87 | 3.97 |
| TOTAL EXPENDITURE | | 9.87 | 3.97 |
| 3. PROFIT | | | |
| Profit/(Loss) Before Tax (1 - 2) | | (6.87) | (0.97) |
| Tax Expense: | | | |
| - Current Tax | | - | - |
| - Deferred Tax | | - | - |
| Profit/(Loss) for the Year | | (6.87) | (0.97) |
| Earning Per Share | | | |
| - Basic | | (68.68) | (9.68) |
| - Diluted | | (68.68) | (9.68) |

Significant Accounting Policies & Notes to Financial Statements

1 to 26

As per our report of even date

for P. Murali & Co.,

Chartered Accountants,

FRN:007257S



M V Joshi

Partner

Membership No.024784

UDIN: 24024784BKAUEQ2932

for and on behalf of the Board of Directors
INTERNATIONAL COUNTRY HOLIDAYS PRIVATE LIMITED

Y. SIDDHARTH REDDY

Director

DIN:00815456



Y. VARUN REDDY

Director

DIN:01905757

PLACE: HYDERABAD

DATE :29-05-2024

INTERNATIONAL COUNTRY HOLIDAYS PRIVATE LIMITED
(Formerly Known as AAKRUTHI ENGINEERS PRIVATE LIMITED)
723/A, Prathmesh Complex, Veera Desai Road Extension
Andheri (W), Mumbai, Maharashtra

CASH FLOW STATEMENT FOR THE YEAR ENDED 31.03.2024


| Particulars | All Amounts are in ₹ Lakhs, Except No of shares & EPS | |
|--|---|---------------|
| | Current Year | Previous Year |
| I. CASH FLOW FROM OPERATING ACTIVITIES: | | |
| Profit/(Loss) Before Tax | (6.87) | (0.97) |
| Adjustments for : - | | |
| Depreciation | - | - |
| Interest Paid | - | - |
| Interest Income | - | - |
| Operating Cash Flow before Working Capital Changes | (6.87) | (0.97) |
| (Increase) / Decrease in Inventory | - | - |
| (Increase) / Decrease in Trade Receivables | - | - |
| (Increase) / Decrease in Loans & Advances | 9.75 | 4.02 |
| (Increase) / Decrease in Other Non - Current Assets | - | - |
| (Increase) / Decrease in Current Investments | - | - |
| Increase / (Decrease) in Deferred Income(Current) | - | - |
| Increase / (Decrease) in Trade Payables | - | (0.07) |
| Increase / (Decrease) in Other Current Liabilities | - | 2.51 |
| Increase / (Decrease) in Provisions | 0.12 | (0.23) |
| (Increase) / Decrease in Other Current Assets | (0.30) | (0.30) |
| CASH GENERATED FROM OPERATIONS | 2.70 | 4.96 |
| Add: Prior Period Expenses | - | - |
| Less: Income Tax Paid | - | - |
| CASH GENERATED FROM OPERATING ACTIVITIES | 2.70 | 4.96 |
| II. CASH FLOW FROM INVESTING ACTIVITIES: | | |
| Purchase/Sale of Property Plant & Equipment | - | - |
| Capital Work in Progress, Pre-operative Expenses | - | - |
| Interest Income | - | - |
| (Increase) / Decrease in Loans & Advances | - | - |
| NET CASH AVAILABLE FROM INVESTING ACTIVITIES | - | - |
| III. CASH FLOW FROM FINANCING ACTIVITIES: | | |
| Proceeds From Issue of Equity Shares | - | - |
| Proceeds/(Repayment) of Borrowings | (2.70) | (5.46) |
| Share Premium and Capital Reserve | - | - |
| Interest Paid | - | - |
| Increase / (Decrease) in Other Non-current Liabilities | - | - |
| NET CASH USED IN FINANCING ACTIVITIES | (2.70) | (5.46) |
| NET INCREASE IN CASH AND CASH EQUIVALENTS(I+II+III) | (0.00) | (0.50) |
| Opening Balance of Cash & Cash Equivalents | 0.67 | 1.17 |
| Closing Balance of Cash & Cash Equivalents | 0.67 | 0.67 |

As per our report of even date

for P. Murali & Co.,

Chartered Accountants

FRN:007257S




M V Joshi

Partner

Membership No.024784

UDIN: 24024784BKAUEQ2932



for and on behalf of the Board of Directors
INTERNATIONAL COUNTRY HOLIDAYS PRIVATE LIMITED




Y. SIDDHARTH REDDY

Director

DIN:00815456




Y. VARUN REDDY

Director

DIN:01905757

PLACE: HYDERABAD

DATE :29-05-2024

INTERNATIONAL COUNTRY HOLIDAYS PRIVATE LIMITEDX

SIGNIFICANT ACCOUNTING POLICIES

A. BASIS OF ACCOUNTING AND PREPARATION OF FINANCIAL STATEMENTS:

These financial statements of the Company are prepared in accordance with the Indian Generally Accepted Accounting Principles (GAAP) under the Historical Cost convention on the accrual basis except for certain financial instruments which are measured at Fair Values. GAAP comprises mandatory accounting standards as prescribed under Section 133 of the Companies Act, 2013 read with Relevant to rules issued there under. The accounting policies adopted in the preparation of the financial statements are consistent with those followed in the previous year.

B. REVENUE RECOGNITION:

- i) The Company follows the mercantile system of accounting and recognizes income and expenditure on accrual basis.
- ii) Revenue is not recognized on the grounds of prudence, until realized in respect of liquidated damages, delayed payments as recovery of the amounts are not certain.

C. PROVISIONS:

Provisions are recognized when the company has a legal and constructive obligation as a result of a past event, for which it is probable that a cash outflow will be required and a reliable estimate can be made of the amount of the obligation.

D. PROPERTY, PLANT & EQUIPMENT:

Property, Plant & Equipment is stated at cost. Cost comprises the Purchase price and other attribute expenses.


E. DEPRECIATION

Depreciation is in accordance with provisions of Schedule II of Companies Act, 2013.

F. DEFERRED TAX ASSET/LIABILITY:

Deferred tax asset or liability is recognized for future tax consequences attributable to the timing differences that result between profit offered for Income tax and the profit as per the standalone financial statements. Deferred tax asset or liability is measured as per the tax rates/laws that have been enacted or substantively enacted by the Balance Sheet date.

N



le



G. EARNINGS PER SHARE

The Basic and Diluted Earnings Per Share (EPS) is computed by dividing the net profit after tax for the year by weighted average number of Equity shares outstanding during the year.

H. INVESTMENTS:

Non-current investments are valued at cost less permanent diminution in value.

I. ROUNDING OF AMOUNTS

All the amounts disclosed in the Financial Statements and notes have been rounded off to the Lakhs and decimals there of as per requirement of Schedule III of the Companies Act, 2013 unless otherwise stated.



INTERNATIONAL COUNTRY HOLIDAYS PRIVATE LIMITED
723/A, Prathmesh Complex, Veera Desai Road Extension
Andheri (W), Mumbai, Maharashtra

NOTE NO.1: PROPERTY, PLANT AND EQUIPMENT AND INTANGIBLE ASSETS

| | Property, Plant and Equipment | | | | | | | Intangible Assets | |
|------------------------|-------------------------------|-----------|----------------------|-------------------|-----------|----------|-------------------------------------|-------------------|-------------------------|
| | Land & Site Development | Buildings | Furniture & Fixtures | Plant & Machinery | Computers | Vehicles | Total Property, Plant and Equipment | Computer Software | Total Intangible Assets |
| Cost | | | | | | | | | |
| As at March 31st, 2022 | 8.66 | | 1.21 | 1.56 | 0.14 | | 11.57 | 2.71 | 2.71 |
| Additions | | | | | | | | | |
| Disposals | | | | | | | | | |
| As at March 31st, 2023 | 8.66 | - | 1.21 | 1.56 | 0.14 | - | 11.57 | 2.71 | 2.71 |
| Additions | | | | | | | | | |
| Disposals | | | | | | | | | |
| As at March 31st, 2024 | 8.66 | - | 1.21 | 1.56 | 0.14 | - | 11.57 | 2.71 | 2.71 |
| Depreciation | | | | | | | | | |
| As at March 31st, 2022 | | | 1.21 | 1.56 | 0.14 | | 2.91 | 2.71 | 2.71 |
| Charge for the period | | | | | | | | | |
| Disposals | | | | | | | | | |
| As at March 31st, 2023 | | | 1.21 | 1.56 | 0.14 | | 2.91 | 2.71 | 2.71 |
| Charge for the period | | | | | | | | | |
| Disposals | | | | | | | | | |
| As at March 31st, 2024 | | | 1.21 | 1.56 | 0.14 | | 2.91 | 2.71 | 2.71 |
| Net Block | | | | | | | | | |
| As at March 31st, 2024 | 8.66 | | | | | | 8.66 | | |
| As at March 31st, 2023 | 8.66 | | | | | | 8.66 | | |



NOTES TO BALANCE SHEET

NOTE NO. 2 : LOANS AND ADVANCES

All Amounts are in ₹ Lakhs, Except No of shares & EPS

| Particulars | As at | |
|-------------------------------------|-----------------|-----------------|
| | 31-03-2024 | 31-03-2023 |
| Loans & Advances to Related Parties | 1,050.00 | 1,050.00 |
| | 1,050.00 | 1,050.00 |

NOTE NO.3 : DEFERRED TAX ASSET (NET)

| Particulars | As at | |
|---|-------------|-------------|
| | 31-03-2024 | 31-03-2023 |
| Opening Deferred tax Liability | 2.27 | 2.27 |
| Add: Deferred Tax Liability for the year (Due to SLM and WDV Difference) | - | - |
| | 2.27 | 2.27 |

NOTE NO. 4 : CASH AND CASH EQUIVALENTS

| Particulars | As at | |
|-----------------------|-------------|-------------|
| | 31-03-2024 | 31-03-2023 |
| Balances with banks : | | |
| - Current Accounts | 0.67 | 0.67 |
| | 0.67 | 0.67 |

NOTE NO. 5 : LOANS AND ADVANCES

| Particulars | As at | |
|---------------------------------|------------|-------------|
| | 31-03-2024 | 31-03-2023 |
| Loans and Advances to Employees | - | 9.75 |
| | - | 9.75 |

NOTE NO. 6 : OTHER CURRENT ASSETS

| Particulars | As at | |
|---------------------|-------------|-------------|
| | 31-03-2024 | 31-03-2023 |
| TDS/TCS Receivables | 8.22 | 7.92 |
| | 8.22 | 7.92 |

NOTE NO. 7 : EQUITY SHARE CAPITAL

| Particulars | As at | |
|---|---------------|---------------|
| | 31-03-2024 | 31-03-2023 |
| Authorised Capital | 110.00 | 110.00 |
| 1,10,000 Equity Shares (Previous Year 1,10,000 Equity Shares) | | |
| Issued, Subscribed & Fully Paid up: | 10.00 | 10.00 |
| 10,000 Equity Shares (Previous Year 10,000 Equity Shares) | | |
| | 10.00 | 10.00 |
| Par Value per Share | 100 | 100 |

Notes:


1. Terms /rights attached to equity shares

i. The Company has only one class of shares referred to as equity shares having a par value of ₹.100/-. Each Equity shareholder is entitled to one vote per share

Reconciliation of the number of shares outstanding at the beginning and at the end of the reporting period

| | 31-03-2024 | | 31-03-2023 | |
|---|---------------|--------------|---------------|--------------|
| | Nos | Amount | Nos | Amount |
| Total No of shares at opening accounting period | 10,000 | 10.00 | 10,000 | 10.00 |
| Add: No of shares issued during the year - Bonus Issue | - | - | - | - |
| Add: No of shares issued during the year - Cash Issue | - | - | - | - |
| Less : No of shares Forfeited/Bought Back during the year | - | - | - | - |
| Total No of shares at end of accounting period | 10,000 | 10.00 | 10,000 | 10.00 |

[Handwritten Signature]



Shares in the Company held by each shareholder holding more than 5% shares of the Company

| Name of the Shareholder | 31-03-2024 | | 31-03-2023 | |
|---|------------|-----------|------------|-----------|
| | Nos | % holding | Nos | % holding |
| Country Club Hospitality & Holidays Limited | 9,998 | 99.98 | 9,998 | 99.98 |

Shareholding of promoters

| Promoter's Name | No of Shares | % of Total Shares | % of Change during the year |
|--|--------------|-------------------|-----------------------------|
| Country Club Hospitality & Holidays Limited | 9,998 | 99.98 | Nil |
| Y.Rajeev Reddy - Nominee of Country Club Hospitality & Holidays Ltd | 1 | 0.01 | Nil |
| Y.Manjula Reddy - Nominee of Country Club Hospitality & Holidays Ltd | 1 | 0.01 | Nil |

NOTE NO. 8 : OTHER EQUITY

| Particulars | All Amounts are in ₹ Lakhs, Except No of shares & EPS | |
|---|---|---------------------|
| | As at 31-03-2024 | As at 31-03-2023 |
| Surplus/(Deficit): | | |
| Surplus/(Deficit) in Statement of Profit and Loss | | |
| As per last year Balance Sheet | (164.08) | (163.11) |
| Add: Current year Profit/(Loss) | (6.87) | (0.97) |
| | (170.95) | (164.08) |

NOTE NO. 9 : BORROWINGS

| Particulars | All Amounts are in ₹ Lakhs, Except No of shares & EPS | |
|---|---|---------------------|
| | As at 31-03-2024 | As at 31-03-2023 |
| Loans and Advances From Related Parties | | |
| - Country Club Hospitality & Holidays Limited | 1,221.49 | 1,224.19 |
| | 1,221.49 | 1,224.19 |

NOTE NO. 10 : OTHER FINANCIAL LIABILITIES


| Particulars | All Amounts are in ₹ Lakhs, Except No of shares & EPS | |
|-----------------------|---|---------------------|
| | As at 31-03-2024 | As at 31-03-2023 |
| Unsecured | | |
| Leave Licence Deposit | 5.00 | 5.00 |
| | 5.00 | 5.00 |

NOTE NO.11 : OTHER CURRENT LIABILITIES

| Particulars | All Amounts are in ₹ Lakhs, Except No of shares & EPS | |
|-------------------------------|---|---------------------|
| | As at 31-03-2024 | As at 31-03-2023 |
| Dues to Statutory Authorities | 0.17 | 0.17 |
| Other Liabilities | 3.28 | 3.28 |
| | 3.45 | 3.45 |

NOTE NO.12 : PROVISIONS

| Particulars | All Amounts are in ₹ Lakhs, Except No of shares & EPS | |
|---|---|---------------------|
| | As at 31-03-2024 | As at 31-03-2023 |
| Others | | |
| - Consultancy & Profesional Charges Payable | 0.83 | 0.71 |
| | 0.83 | 0.71 |



NOTES TO STATEMENT OF PROFIT & LOSS

NOTE NO. 13 : OTHER INCOME

All Amounts are in ₹ Lakhs, Except No of shares & EPS

| Particulars | Year Ended | Year Ended |
|-------------|-------------|-------------|
| | 31-03-2024 | 31-03-2023 |
| Lease Rent | 3.00 | 3.00 |
| | <u>3.00</u> | <u>3.00</u> |

NOTE NO. 14 : OTHER EXPENSES

| Particulars | Year Ended | Year Ended |
|--------------------------------------|-------------|-------------|
| | 31-03-2024 | 31-03-2023 |
| Finance Charges | - | 0.00 |
| Other Administrative Expenses | 9.75 | 3.85 |
| Payment to Auditors: - As Auditor | 0.12 | 0.12 |
| | <u>9.87</u> | <u>3.97</u> |

[Handwritten signature]



[Handwritten signature]



INTERNATIONAL COUNTRY HOLIDAYS PRIVATE LIMITED

723/A, Prathmesh Complex, Veera Desai Road Extension

Andheri (W), Mumbai, Maharashtra

Calculation of Ratios for the Financial Year And Previous Year

| Particulars | Numerator | Denominator | 31-03-2024 | 31-03-2023 | Variance (%) |
|--------------------------------------|--|---|------------|------------|--------------|
| (a) Current Ratio | Current Assets | Current Liabilities | 2.08 | 4.41 | -52.85% |
| (b) Debt-Equity Ratio | Total Debt (borrowings and lease liabilities) | Shareholder's Equity | -7.59 | -7.95 | -4.48% |
| (c) Debt Service Coverage Ratio | Earning for Debt Service=Net Profit after taxes + Non-cash operating expenses like depreciation and other amortizations + Interest | Debt service = Interest & Lease Payments + Principal Repayments | - | - | - |
| (d) Return on Equity Ratio | Net Profits after taxes - Preference Dividend (if any) | Average Shareholder's Equity | 0.04 | 0.01 | 591% |
| (e) Inventory turnover ratio | Sales | Average Inventory | - | - | - |
| (f) Trade Receivables turnover ratio | Net Sales | Avg. Accounts Receivable | - | - | - |
| (g) Trade payables turnover ratio | Net Credit Purchases | Average Trade Payables | - | - | - |
| (h) Net capital turnover ratio | Net Sales | Working Capital | - | - | - |
| (i) Net profit ratio | Net Profit | Net Sales | - | - | - |
| (j) Return on Capital employed | Earning before interest and taxes | Capital Employed = Tangible Net Worth + Total Debt + Deferred Tax Liability | -0.01 | -0.00 | 612% |
| (k) Return on investment. | Current Value of Investment-Cost of Investment | Cost of Investment | - | - | - |

| Particular | Current year | Pervious year |
|------------------------------|--------------|---------------|
| Current Asset | 8.89 | 18.34 |
| Current Liability | 4.28 | 4.16 |
| Total Debt | 1,221.49 | 1,224.19 |
| Shareholder's Equity | (160.95) | (154.08) |
| Earning for Debt Service | - | - |
| Debt service | - | - |
| PAT | (6.87) | (0.9685) |
| Average Shareholder's Equity | (157.52) | (153.59) |
| EBIT | (6.87) | (0.97) |
| Capital Employed | 1,065.54 | 1,070.11 |



N

ke


INTERNATIONAL COUNTRY HOLIDAYS PRIVATE LIMITED
Notes to Financial Statements

- 15) The Company has not received any information from "Suppliers" regarding their status under Micro, Small and Medium Enterprises Development Act, 2006, and hence, whether any due outstanding to SSI unit for more than 45 days is not ascertainable.
- 16) The company doesn't have any transactions which are not recorded in books of accounts that has been surrender or disclosed for tax assessments under Income Tax Act, 1961 during the year.
- 17) The company has not traded or invested in crypto currency or virtual currency during the financial year.
- 18) There are no significant events that occurred after the Balance Sheet Date.
- 19) The Company doesn't have any transactions or relationship with struck off companies.
- 20) The Company, other than as disclosed in the notes to accounts, has not advanced or loaned or invested any funds (either from borrowed funds or share premium or any other sources or kind of funds) to or in any other persons or entities, including foreign entities ("Intermediaries"), with the understanding, whether recorded in writing or otherwise, that the Intermediary shall, directly or indirectly lend or invest in other persons or entities identified in any manner whatsoever ("Ultimate Beneficiaries") by or on behalf of the Company or provide any guarantee, security or the like on behalf of the Ultimate Beneficiaries.
- 21) The Company, other than as disclosed in the notes to accounts, has not received any funds from any persons or entities, including foreign entities ("Funding Parties"), with the understanding, whether recorded in writing or otherwise, that the Company shall directly or indirectly, lend or invest in other persons or entities identified in any manner whatsoever ("Ultimate Beneficiaries") by or on behalf of the Funding Parties or provide any guarantee, security or the like on behalf of the Ultimate Beneficiaries.

22) Auditors' Remuneration:

(All Amounts are in ₹ Lakhs, except No of shares & EPS)

| Particulars | 31-03-2024 | 31-03-2023 |
|-------------|------------|------------|
| Audit Fee | 0.12/- | 0.12/- |



23) Related party disclosures:

(All Amounts are in ₹Lakhs except No. of Shares & EPS)

| Name of the Party | Relation | Nature of Transactions | Balance as on 01.04.2023 | Transactions During the Year (2023-2024) | Balance as on 31.03.2024 |
|---|-------------------|------------------------|--------------------------|--|--------------------------|
| Country Club Hospitality & Holidays Limited | Holding Company | Borrowings | 1224.19 | (2.70) | 1221.49 |
| Club Arzee Limited | Fellow Subsidiary | Loans | 1,050.00 | - | 1,050.00 |

24) Ratios:

| Particulars | Numerator | Denominator | As at 31 March, 2024 | As at 31 March, 2023 | Variance |
|----------------------------------|---------------------------------------|---|----------------------|----------------------|----------|
| Current Ratio | Current Assets | Current Liabilities | 2.08 | 4.41 | -52.85% |
| Debt-Equity Ratio | Total Debt - Deferred Tax Liabilities | Shareholders' Equity | -7.59 | -7.95 | -4.48% |
| Debt Service Coverage Ratio | Earnings available for debt services | Interest+ Installments | - | - | - |
| *Return on Equity Ratio | Net Profits After Tax | Shareholders' funds | 0.04 | 0.01 | 591% |
| Inventory Turnover Ratio | Sales | Average Inventory | - | - | - |
| Trade Receivables Turnover Ratio | Credit Sales | Average Trade receivables | - | - | - |
| Trade Payables Turnover Ratio | Annual Net Credit Purchases | Average Trade Payables | - | - | - |
| Net Capital Turnover Ratio | Sales | Working Capital | - | - | - |
| Net Profit Ratio | Net profit after tax | Sales | - | - | - |
| *Return on Capital employed | Earnings before interest and taxes | Capital Employed = Total Assets - Current Liabilities | -0.01 | -0.00 | 612% |
| *Return on Investment (Assets) | Total Comprehensive Income | Average Total Assets | - | - | - |

N



ve




25) Previous years' figures are restated/regrouped/rearranged wherever necessary in order to conform to the current years' grouping and classifications.


26) Figures have been rounded off to the Lakhs and decimals thereof.

SIGNATURE TO NOTES 1 To 26

As per our report of even date
For P Murali & Co
Chartered Accountants
FRN: 007257S

For and on behalf of the Board
INTERNATIONAL COUNTRY HOLIDAYS
PRIVATE LIMITED




M. V. Joshi
Partner
M. No. 024784
UDIN: 24024784BKAUEQ2932




Y. Siddharth Reddy
Director
DIN: 00815456


Y. Varun Reddy
Director
DIN: 01905757

Place: Hyderabad
Date: 29-05-2024