

**CLUB ARZEE LIMITED**  
Club One Circle, Old Hazira Road, Near BAPS Pramukh Swamy Hospital, Adajan  
Surat

**BALANCE SHEET AS AT 31-03-2021**


| Particulars                        | Note Nos. | As At<br>31-03-2021<br>Amount in ₹ | As At<br>31-03-2020<br>Amount in ₹ |
|------------------------------------|-----------|------------------------------------|------------------------------------|
| <b>I ASSETS</b>                    |           |                                    |                                    |
| <b>1. Non - Current Assets</b>     |           |                                    |                                    |
| (a) Property Plant & Equipment     |           |                                    |                                    |
| (i) Tangible Assets                | 1         | 7,17,99,466                        | 7,39,16,703                        |
| Financial Assets                   |           |                                    |                                    |
| (a). Long-Term Loans and Advances  | 2         | 5,78,372                           | 5,78,372                           |
| <b>2. Current Assets</b>           |           |                                    |                                    |
| (a) Inventories                    |           |                                    |                                    |
| Financial Assets                   | 3         | -                                  | 3,90,828                           |
| (a) Trade Receivables              | 4         | 15,21,360                          | 15,64,266                          |
| (b) Cash and Cash Equivalents      | 5         | 8,767                              | 3,92,489                           |
| (c) Short-Term Loans and Advances  | 6         | 39,81,225                          | 44,26,021                          |
| (d) Other Current Assets           | 7         | 2,69,354                           | 1,72,711                           |
| <b>TOTAL</b>                       |           | <b>7,81,58,544</b>                 | <b>8,14,41,390</b>                 |
| <b>II EQUITY AND LIABILITIES</b>   |           |                                    |                                    |
| <b>1. Equity</b>                   |           |                                    |                                    |
| (a) Equity Share Capital           | 8         | 5,72,66,000                        | 5,72,66,000                        |
| (b) Other Equity                   | 9         | (91,63,442)                        | (60,72,131)                        |
| <b>2. Non-Current Liabilities</b>  |           |                                    |                                    |
| Financial Liabilities              |           |                                    |                                    |
| (a) Long - Term Borrowings         | 10        | 2,33,79,421                        | 2,07,60,424                        |
| (b) Deferred Tax Liabilities (Net) | 11        | 7,03,557                           | 2,44,174                           |
| (c) Other Long Term Liabilities    | 12        | 1,50,000                           | 1,50,000                           |
| <b>3. Current Liabilities</b>      |           |                                    |                                    |
| Financial Liabilities              |           |                                    |                                    |
| (a) Trade Payables                 | 13        | 30,00,661                          | 41,45,107                          |
| (b) Other Current Liabilities      | 14        | 17,83,966                          | 33,16,961                          |
| (c) Short - Term Provisions        | 15        | 10,38,381                          | 16,30,856                          |
| <b>TOTAL</b>                       |           | <b>7,81,58,544</b>                 | <b>8,14,41,390</b>                 |

Significant Accounting Policies & Notes to Financial Statements

1 to 25

As per our report of even date  
for P C N & Associates


Chartered Accountants  
FRN:0160165



K. Gopala Krishna  
Partner  
Membership No. 203605




for and on behalf of the Board of Directors  
Club Arzee Limited

  
Y. SIDDHARTH REDDY

Director  
DIN:00815456



  
Y. VARUN REDDY

Director  
DIN:01905757

PLACE: HYDERABAD

DATE : 29-06-2021

**CLUB ARZEE LIMITED**  
Club One Circle, Old Hazira Road, Near BAPS Pramukh Swamy Hospital, Adajan  
Surat

**STATEMENT OF PROFIT & LOSS FOR THE YEAR ENDED 31-03-2021**

| Particulars                            | Note Nos. | Year Ended<br>31-03-2021<br>Amount in ₹ | Year Ended<br>31-03-2020<br>Amount in ₹ |
|--|-----------|---|---|
| <b>1. INCOME</b>                       |           |   |   |
| Revenue From Operations                | 16        | -                                       | 1,40,85,647                             |
| Other Income                           | 17        | 6,00,000                                | 14,16,777                               |
| <b>TOTAL REVENUE</b>                   |           | <b>6,00,000</b>                         | <b>1,55,02,424</b>                      |
| <b>2. EXPENDITURE</b>                  |           |   |   |
| Cost of Material Consumed              | 18        | 3,90,828                                | 30,86,258                               |
| Employee Benefit Expenses              | 19        | 1,40,410                                | 58,77,523                               |
| Depreciation and Amortisation Expenses | 1         | 21,17,237                               | 17,52,082                               |
| Other Expenses                         | 20        | 5,83,453                                | 1,15,64,477                             |
| <b>TOTAL EXPENDITURE</b>               |           | <b>32,31,928</b>                        | <b>2,22,80,340</b>                      |
| <b>3. PROFIT</b>                       |           |   |   |
| Profit Before Tax (1 - 2)              |           | (26,31,928)                             | (67,77,916)                             |
| Tax Expense:                           |           |   |   |
| - Current Tax                          |           | 4,59,383                                | 2,92,111                                |
| - Deferred Tax                         |           | (30,91,311)                             | (70,70,027)                             |
| Profit for the Year                    |           |   |   |
| Earning Per Share                      |           |   |   |
| - Basic                                |           | (0.54)                                  | (1.23)                                  |
| - Diluted                              |           | (0.54)                                  | (1.23)                                  |

Significant Accounting Policies & Notes to Financial Statements

1 to 25

As per our report of even date  
for P C N & Associates

Chartered Accountants  
FRN:0160165

*K. Gopala Krishna*

K. Gopala Krishna  
Partner  
Membership No.203605



for and on behalf of the Board of Directors  
Club Arzee Limited

*Y. Siddharth Reddy*  
Y. SIDDHARTH REDDY  
Director  
DIN:00815456



*Y. Varun Reddy*  
Y. VARUN REDDY  
Director  
DIN:01905757

PLACE: HYDERABAD  
DATE :29-06-2021

**CLUB ARZEE LIMITED**  
Club One Circle, Old Hazira Road, Near BAPS Pramukh Swamy Hospital, Adajan  
Surat

**CASH FLOW STATEMENT FOR THE YEAR ENDED 31.03.2021**

| Particulars  | Current Year<br>Amount in ₹ | Previous Year<br>Amount in ₹ |
|--|-----------------------------|------------------------------|
| <b>I. CASH FLOW FROM OPERATING ACTIVITIES:</b>             |                             |                              |
| Profit Before Tax  | (26,31,928)                 | (67,77,916)                  |
| <b>Adjustments for : -</b>                                 |                             |                              |
| Depreciation   | 21,17,237                   | 17,52,082                    |
| Interest Paid  |                             |                              |
| Loss on Sale of Asset                                      |                             |                              |
| Interest Income  |                             |                              |
| <b>Operating Cash Flow before Working Capital Changes</b>  | <b>(5,14,691)</b>           | <b>(50,25,834)</b>           |
| (Increase) / Decrease in Inventory                         | 3,90,828                    | 1,21,957                     |
| (Increase) / Decrease in Trade Receivables                 | 42,906                      | (8,39,099)                   |
| (Increase) / Decrease in Short Term Loans & Advances       | 4,44,796                    | (10,43,747)                  |
| (Increase) / Decrease in Other Current Assets              | (96,643)                    | 2,16,755                     |
| (Increase) / Decrease in Current Investments               |                             |                              |
| Increase / (Decrease) in Deferred Income( Current)         | (11,44,445)                 | 30,90,864                    |
| Increase / (Decrease) in Trade Payables                    | (15,32,994)                 | 4,32,628                     |
| Increase / (Decrease) in Other Current Liabilities         | (5,92,475)                  | 10,38,033                    |
| Increase / (Decrease) in Short Term Provisions             |                             |                              |
| <b>CASH GENERATED FROM OPERATIONS</b>                      | <b>(30,02,719)</b>          | <b>(20,08,443)</b>           |
| Add: Prior Period Expenses                                 |                             |                              |
| Less: Income Tax Paid                                      |                             |                              |
| <b>CASH GENERATED FROM OPERATING ACTIVITIES</b>            | <b>(30,02,719)</b>          | <b>(20,08,443)</b>           |
| <b>II. CASH FLOW FROM INVESTING ACTIVITIES:</b>            |                             |                              |
| Purchase/Sale of Property Plant & Equipment                | 0                           | (2,66,17,547)                |
| Capital Work in Progress, Pre-operative Expenses           |                             | 2,65,40,391                  |
| Interest Income  |                             | 2,52,240                     |
| (Increase) / Decrease in Long Term Loans & Advances        |                             |                              |
| <b>NET CASH AVAILABLE FROM INVESTING ACTIVITIES</b>        | <b>0</b>                    | <b>1,75,084</b>              |
| <b>III. CASH FLOW FROM FINANCING ACTIVITIES:</b>           |                             |                              |
| Proceeds From Issue of Equity Shares                       | 26,18,997                   | 16,44,051                    |
| Proceeds/(Repayment) of Loan                               |                             |                              |
| Share Premium and Capital Reserve                          |                             |                              |
| Interest Paid  |                             |                              |
| Increase / (Decrease) in Other Long Term Liabilities       |                             |                              |
| <b>NET CASH USED IN FINANCING ACTIVITIES</b>               | <b>26,18,997</b>            | <b>16,44,051</b>             |
| <b>NET INCREASE IN CASH AND CASH EQUIVALENTS(I+II+III)</b> | <b>(3,83,722)</b>           | <b>(1,89,308)</b>            |
| Opening Balance of Cash & Cash Equivalents                 | 3,92,489                    | 5,81,797                     |
| Closing Balance of Cash & Cash Equivalents                 | <b>8,767</b>                | <b>3,92,489</b>              |

As per our report of even date  
for P C N & Associates

Chartered Accountants  
FRN:0160165

  
K. Gopala Krishna  
Partner  
Membership No.203605



for and on behalf of the Board of Directors  
CLUB ARZEE LIMITED



  
Y. SIDDHARTH REDDY  
Director  
DIN:00815456

  
Y. VARUN REDDY  
Director  
DIN:01905757

PLACE: HYDERABAD  
DATE :29-06-2021

**SIGNIFICANT ACCOUNTING POLICIES:**

**a) BASIS OF ACCOUNTING AND PREPARATION OF FINANCIAL STATEMENTS:**

The financial statements comply in all material aspects with Indian Accounting Standards (Ind AS) notified under Section 133 of the Companies Act, 2013 (the Act) [Companies (Indian Accounting Standards) Rules, 2015] and other relevant provisions of the Act. The financial statements up to year ended 31<sup>st</sup> March 2021 were prepared in accordance with the accounting standards notified under Companies (Accounting Standard) Rules, 2006 (as amended) and other relevant provisions of the Act.

**b) REVENUE RECOGNITION:**

- i) The Company follows the mercantile system of Accounting and recognizes income and expenditure on accrual basis.
- ii) Revenue is not recognized on the grounds of prudence, until realized in respect of liquidated damages, delayed payments as recovery of the amounts are not certain.

**c) PROVISIONS:**

Provisions are recognized when the company has a legal and constructive obligation as a result of a past event, for which it is probable that a cash outflow will be required and a reliable estimate can be made of the amount of the obligation.

**d) PROPERTY PLANT & EQUIPMENT:**

Property Plant & Equipment are stated at cost less depreciation. Project expenses/ Pre-operative are capitalized to the respective asset heads on a proportionate basis. Any capital grant or subsidy received is reduced from the cost of eligible assets.

**e) DEPRECIATION:**

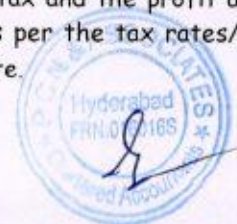
Depreciation is provided as per schedule II of The companies Act 2013.

**f) CASH FLOW STATEMENT:**

Cash flow statements are reported using the indirect method, whereby profit before tax is adjusted for the effects of transactions of a non cash nature, any deferrals or accruals of past or future operating cash receipts or payments and item of income or expenses associated with investing or financing cash flows. The cash flows from operating, investing and financing activities of the company are segregated.

**g) DEFERRED TAX LIABILITY/ASSET:**

Deferred tax asset or liability is recognized for future tax consequences attributable to the timing differences that result between profit offered for Income tax and the profit as per the financial statements. Deferred tax asset or liability is measured as per the tax rates/laws that have been enacted or substantively enacted by the Balance Sheet date.



h) INVENTORIES

Inventories are valued at the lower of cost and net realisable value (NRV). Cost of inventories comprises all cost of purchase, production or conversion costs and other costs incurred in bringing the inventories to their present location and condition. In the case of finished goods and work-in-progress, cost includes an appropriate share of overheads based on normal operating capacity.

i) CAPITAL WORK IN PROGRESS:

Capital work in progress is carried at cost and incidental and attributable expenses including interest and depreciation on property plant & equipment in use during construction are carried as part of "Expenditure During Construction Period, Pending Allocation" to be allocated on major assets on commissioning of the project. Advances paid towards the acquisition of property plant & equipment outstanding at each balance sheet date and the cost of property plant & equipment not ready for their intended use before such date are disclosed under capital work-in-progress.

*h*



**CLUB ARZEE LIMITED**  
 Club One Circle, Old Hazira Road, Near BAPS Pramukh Swamy Hospital, Adajan  
 Surat

**Note No 1. Property Plant & Equipment**

| PARTICULARS                    | Gross Block                  |                           |                           | Depreciation                 |                               |                              | Net Block                    |                            |                            |
|--------------------------------|------------------------------|---------------------------|---------------------------|------------------------------|-------------------------------|------------------------------|------------------------------|----------------------------|----------------------------|
|                                | GROSS BLOCK AS ON 01-04-2020 | ADDITIONS DURING THE YEAR | DELETIONS DURING THE YEAR | GROSS BLOCK AS ON 31-03-2021 | DEPRECIATION UP TO 01-04-2020 | DEPRECIATION DURING THE YEAR | DELETION DEP DURING THE YEAR | NET BLOCK AS ON 31-03-2021 | NET BLOCK AS ON 31-03-2020 |
| Land                           | 2,15,36,000                  | -                         | -                         | 2,15,36,000                  | -                             | -                            | -                            | 2,15,36,000                | 2,15,36,000                |
| Building                       | 6,49,78,289                  | -                         | -                         | 6,49,78,289                  | 1,78,21,408                   | 10,26,657                    | -                            | 1,88,48,065                | 4,71,56,881                |
| Plant & Machinery              | 1,05,31,342                  | -                         | -                         | 1,05,31,342                  | 95,74,974                     | 6,66,634                     | -                            | 1,02,41,608                | 9,56,368                   |
| - Plant & Machinery            | 18,32,216                    | -                         | -                         | 18,32,216                    | 5,80,088                      | 1,15,979                     | -                            | 6,96,067                   | 12,52,128                  |
| - Air Conditioners/Air Coolers | 1,12,485                     | -                         | -                         | 1,12,485                     | 40,098                        | 7,120                        | -                            | 47,219                     | 72,386                     |
| - Kitchen Equipment            | 5,21,673                     | -                         | -                         | 5,21,673                     | 2,44,308                      | 33,022                       | -                            | 2,77,330                   | 2,77,365                   |
| - Crocker & Cutlery            | 3,15,381                     | -                         | -                         | 3,15,381                     | 1,39,450                      | 19,964                       | -                            | 1,59,414                   | 1,75,931                   |
| - Electrical Fittings          | 21,37,532                    | -                         | -                         | 21,37,532                    | 6,71,558                      | 1,35,306                     | -                            | 8,06,864                   | 14,65,975                  |
| - Health Club/Gym Equipment    | 8,48,220                     | -                         | -                         | 8,48,220                     | 4,03,732                      | 53,692                       | -                            | 4,57,424                   | 4,44,488                   |
| - Electronic Equipment         | 19,040                       | -                         | -                         | 19,040                       | 9,411                         | 1,205                        | -                            | 10,616                     | 9,629                      |
| - Mobile Phones                | 35,600                       | -                         | -                         | 35,600                       | 14,686                        | 2,253                        | -                            | 16,939                     | 20,914                     |
| - Inverter                     | 75,200                       | -                         | -                         | 75,200                       | 26,382                        | 4,760                        | -                            | 31,142                     | 48,818                     |
| - Television/DVD Player        | 1,78,640                     | -                         | -                         | 1,78,640                     | 65,387                        | 11,308                       | -                            | 76,705                     | 1,13,243                   |
| - Fire Extinguishers           | 3,72,263                     | -                         | -                         | 3,72,263                     | 1,13,366                      | 23,564                       | -                            | 1,36,930                   | 2,58,897                   |
| - Lenin                        | 1,13,400                     | -                         | -                         | 1,13,400                     | 23,123                        | 7,178                        | -                            | 30,301                     | 90,277                     |
| - EPABX                        | 38,010                       | -                         | -                         | 38,010                       | 6,786                         | 2,406                        | -                            | 9,202                      | 31,214                     |
| - Sports Equipment             | -                            | -                         | -                         | -                            | -                             | -                            | -                            | -                          | -                          |
| Computer                       | 3,22,917                     | -                         | -                         | 3,22,917                     | 3,22,917                      | -                            | -                            | 3,22,917                   | -                          |
| - Computers & Laptops          | 20,550                       | -                         | -                         | 20,550                       | 20,550                        | -                            | -                            | 20,550                     | -                          |
| - Computer Accessories         | 27,393                       | -                         | -                         | 27,393                       | 23,849                        | 3,544                        | -                            | 27,393                     | 3,544                      |
| - Computer Printer             | -                            | -                         | -                         | -                            | -                             | -                            | -                            | -                          | -                          |
| Furniture and Fixtures         | 1,20,15,951                  | -                         | -                         | 1,20,15,951                  | 1,20,15,951                   | -                            | -                            | 1,20,15,951                | -                          |
| Cycles                         | 1,300                        | -                         | -                         | 1,300                        | 1,300                         | -                            | -                            | 1,300                      | -                          |
| Motor Car                      | 4,73,105                     | -                         | -                         | 4,73,105                     | 4,70,460                      | 2,645                        | -                            | 4,73,105                   | 2,645                      |
| <b>Total</b>                   | <b>11,65,06,507</b>          | <b>2,66,17,547</b>        | <b>-</b>                  | <b>11,65,06,507</b>          | <b>4,25,89,804</b>            | <b>21,17,237</b>             | <b>-</b>                     | <b>4,47,07,041</b>         | <b>7,39,16,703</b>         |
| Previous year figure           | 8,98,88,960                  | -                         | -                         | 11,65,06,507                 | 4,08,37,722                   | 17,52,082                    | -                            | 4,25,89,804                | 4,90,51,238                |



CLUB ARZEE LIMITED

ASST. YEAR. 2021-2022  
P.Y.E : 31.03.2021  
W D V

Property Plant & Equipment Schedule

| PARTICULARS          | NET BLOCK       | ADDITIONS          |                    | BLOCK AS ON 31-Mar-21 | DEPRECIATION | DELETIONS DURING THE YEAR | NET BLOCK       |
|----------------------|-----------------|--------------------|--------------------|-----------------------|--------------|---------------------------|-----------------|
|                      | AS ON 01-Apr-20 | More than 180 Days | Less than 180 Days |                       |              |                           | AS ON 31-Mar-21 |
| Factory Building     | 3,16,50,519     | -                  | -                  | 3,16,50,519           | 31,65,052    | -                         | 2,84,85,467     |
| Furniture & Fixtures | 20,19,351       | -                  | -                  | 20,19,351             | 2,01,935     | -                         | 18,17,416       |
| Plant & Machinery    | 33,29,721       | -                  | -                  | 33,29,721             | 4,99,458     | -                         | 28,30,263       |
| Computers            | 3,028           | -                  | -                  | 3,028                 | 1,211        | -                         | 1,817           |
| Vehicles             | 1,09,578        | -                  | -                  | 1,09,578              | 16,437       | -                         | 93,142          |
|                      | 3,71,12,198     | -                  | -                  | 3,71,12,198           | 38,84,093    | -                         | 3,32,28,105     |

*[Handwritten Signature]*



*[Handwritten Mark]*

NOTES TO BALANCE SHEET

NOTE NO. 2 : LONG - TERM LOANS AND ADVANCES

| Particulars                              | As at<br>31-03-2021 | As at<br>31-03-2020 |
|--|---------------------|---------------------|
| <b>Unsecured Considered Good</b>         |                     |                     |
| Security Deposit                         | 4,24,240            | 4,24,240            |
| Loans and Advances to Related Parties    |                     |                     |
| - Swimwell Investment & Trading Pvt.Ltd. | 50,000              | 50,000              |
| - Chanakyapuri Resorts Private Limited   | 1,04,132            | 1,04,132            |
|  | 5,78,372            | 5,78,372            |

NOTE NO. 3 : INVENTORIES

| Particulars   | As at<br>31-03-2021 | As at<br>31-03-2020 |
|---|---------------------|---------------------|
| Inventories (at lower of cost & net realisable value) |                     |                     |
| Stores:   |                     |                     |
| Food,Beverages,Smokes & Operating Supplies            | -                   | 3,90,828            |
|   | -                   | 3,90,828            |

NOTE NO. 4 : TRADE RECEIVABLES

| Particulars                 | As at<br>31-03-2021 | As at<br>31-03-2020 |
|-----------------------------|---------------------|---------------------|
| Receivables                 | 15,21,360           | 15,64,266           |
| Unsecured & Considered Good |                     |                     |
|                             | 15,21,360           | 15,64,266           |

NOTE NO. 5 : CASH AND CASH EQUIVALENTS

| Particulars           | As at<br>31-03-2021 | As at<br>31-03-2020 |
|-----------------------|---------------------|---------------------|
| Cash on hand          | -                   | 3,90,616            |
| Balances with banks : |                     |                     |
| - Current Accounts    | 8,767               | 1,873               |
|                       | 8,767               | 3,92,489            |

NOTE NO. 6 : SHORT TERM LOANS AND ADVANCES

| Particulars   | As at<br>31-03-2021 | As at<br>31-03-2020 |
|---|---------------------|---------------------|
| Advances Recoverable in Cash or Kind - (Unsecured, Considered Good) | 39,81,225           | 44,26,021           |
|   | 39,81,225           | 44,26,021           |





| NOTE NO. 7 : OTHER CURRENT ASSETS | Particulars         | Amount in ₹         |                     |
|-----------------------------------|---------------------|---------------------|---------------------|
|                                   |                     | As at<br>31-03-2021 | As at<br>31-03-2020 |
|                                   | TDS/TCS Receivables | 2,56,625            | 1,46,607            |
|                                   | Prepaid Expenses    | 12,729              | 26,104              |
|                                   |                     | <u>2,69,354</u>     | <u>1,72,711</u>     |

| NOTE NO. 8 : EQUITY SHARE CAPITAL | Particulars   | As at              |                    |
|-----------------------------------|---|--------------------|--------------------|
|                                   |   | 31-03-2021         | 31-03-2020         |
|                                   | <b>Authorised Capital</b><br>6500000 Equity Shares (Previous Year 6500000 Equity Shares)                      | 6,50,00,000        | 6,50,00,000        |
|                                   | <b>Issued, Subscribed &amp; Fully Paid up:</b><br>5726600 Equity Shares (Previous Year 5726600 Equity Shares) | 5,72,66,000        | 5,72,66,000        |
|                                   |   | <u>5,72,66,000</u> | <u>5,72,66,000</u> |
|                                   | <b>Par Value per Share</b>  | 10                 | 10                 |

Notes:

- 3 a. Terms /rights attached to equity shares  
i. The Company has only one class of shares referred to as equity shares having a par value of Rs.10/-. Each Equity shareholder is entitled to one vote per share

**Reconciliation of the number of shares outstanding at the beginning and at the end of the reporting period**

|   |                  |                  |
|---|------------------|------------------|
| Total No of shares at opening accounting period           | 57,26,600        | 57,26,600        |
| Add: No of shares Allotted during the year                | -                | -                |
| Add: No of shares issued during the year - Bonus Issue    | -                | -                |
| Add: No of shares issued during the year - Cash Issue     | -                | -                |
| Less : No of shares Forfeited/Bought Back during the year | -                | -                |
| Total No of shares at end of accounting period            | <u>57,26,600</u> | <u>57,26,600</u> |

**Shares in the Company held by each shareholder holding more than 5% shares of the Company**

| Name of the Shareholder                                | As at      |            |
|--|------------|------------|
|  | 31-03-2021 | 31-03-2020 |
| <b>Country Club Hospitality &amp; Holidays Limited</b> |            |            |
| - No of Shares   | 57,26,000  | 57,26,000  |
| - % held in the Company                                | 99.99      | 99.99      |

**NOTE NO. 9 : OTHER EQUITY**

| Particulars                             | As at                |                      |
|---|----------------------|----------------------|
|   | 31-03-2021           | 31-03-2020           |
| Securities Premium Account              | 40,80,000            | 40,80,000            |
| Revaluation Reserve                     | 1,93,84,750          | 1,93,84,750          |
| <b>Surplus:</b>                         |                      |                      |
| Surplus in Statement of Profit and Loss |                      |                      |
| As per last year Balance Sheet          | (2,95,36,881)        | (2,24,66,854)        |
| Add: Current year Profit                | (30,91,311)          | (70,70,027)          |
|   | <u>(3,26,28,192)</u> | <u>(2,95,36,881)</u> |
|   | <u>(91,63,442)</u>   | <u>(60,72,131)</u>   |



| NOTE NO. 10 : LONG - TERM BORROWINGS   | Particulars | Amount in ₹         |                     |
|--|-------------|---------------------|---------------------|
|  |             | As at<br>31-03-2021 | As at<br>31-03-2020 |
| <b>Unsecured</b>   |             |                     |                     |
| Loans and Advances From Related Parties<br>- Country Club Hospitality & Holidays Limited |             | 2,33,55,455         | 2,07,36,457         |
| - Jade Resorts Pvt Ltd   |             | 23,966              | 23,966              |
|  |             | <u>2,33,79,421</u>  | <u>2,07,60,423</u>  |

| NOTE NO. 11 : DEFERRED TAX LIABILITIES (NET) | Particulars   | As at<br>31-03-2021 | As at<br>31-03-2020 |
|--|---|---------------------|---------------------|
|  | Opening Deferred tax Liability  | 2,44,174            | 47,937              |
|  | Add: Deferred Tax Liability for the year<br>( Due to SLM and WDV Difference ) | 4,59,383            | (2,92,111)          |
|  |   | <u>7,03,557</u>     | <u>2,44,174</u>     |

| NOTE NO. 12 : OTHER LONG-TERM LIABILITIES | Particulars           | As at<br>31-03-2021 | As at<br>31-03-2020 |
|---|-----------------------|---------------------|---------------------|
|   | Unsecured<br>Deposits | 1,50,000            | 1,50,000            |
|   |                       | <u>1,50,000</u>     | <u>1,50,000</u>     |

| NOTE NO. 13 : TRADE PAYABLES | Particulars   | As at<br>31-03-2021 | As at<br>31-03-2020 |
|------------------------------|---|---------------------|---------------------|
|                              | Total Outstanding Dues to Micro and Small Enterprises |                     |                     |
|                              | Others  | 30,00,661           | 41,45,107           |
|                              |   | <u>30,00,661</u>    | <u>41,45,107</u>    |

| NOTE NO.14 : OTHER CURRENT LIABILITIES | Particulars                     | As at<br>31-03-2021 | As at<br>31-03-2020 |
|--|---------------------------------|---------------------|---------------------|
|  | Advance Received from Customers | 2,32,511            | 2,52,749            |
|  | Dues to Statutory Authorities   | 15,51,455           | 30,64,212           |
|  |                                 | <u>17,83,966</u>    | <u>33,16,961</u>    |

| NOTE NO.15 : SHORT - TERM PROVISIONS | Particulars                                  | As at<br>31-03-2021 | As at<br>31-03-2020 |
|--------------------------------------|--|---------------------|---------------------|
|                                      | Provision for Employee Benefits              |                     |                     |
|                                      | - Salaries Payable (Includes Incentives)     | 5,46,155            | 11,54,698           |
|                                      | - PF Payable                                 | 2,76,784            | 2,76,784            |
|                                      | - ESIC Payable                               | 71,879              | 71,879              |
|                                      | - PT Payable                                 | 11,730              | 11,730              |
|                                      | Others                                       |                     |                     |
|                                      | - Consultancy & Professional Charges Payable | 81,386              | 69,586              |
|                                      | - Provision for Expenses                     | 50,447              | 46,179              |
|                                      |  | <u>10,38,381</u>    | <u>16,30,856</u>    |



*N*



NOTES TO STATEMENT OF PROFIT & LOSS

NOTE NO. 16 : REVENUE FROM OPERATIONS

| Particulars                                   | Amount in ₹              |                          |
|---|--------------------------|--------------------------|
|   | Year Ended<br>31-03-2021 | Year Ended<br>31-03-2020 |
| <b>Sales of Services</b>                      |                          |                          |
| Income from Hotel, Clubs & Resorts            | -                        | 79,10,312                |
| - Guest Accommodation                         | -                        | 61,75,335                |
| - Food & Beverages from Restaurant & Banquets | -                        | 1,40,85,647              |
|   |                          |                          |

NOTE NO. 17 : OTHER INCOME

| Particulars   | Year Ended |            |
|---------------|------------|------------|
|               | 31-03-2021 | 31-03-2020 |
| Rent Received | 6,00,000   | 13,72,884  |
| Others        | -          | 43,893     |
|               | 6,00,000   | 14,16,777  |

NOTE NO. 18 : COST OF MATERIAL CONSUMED

| Particulars  | Year Ended |            |
|--|------------|------------|
|  | 31-03-2021 | 31-03-2020 |
| Opening Stock of Food & Beverages, Stores and Operating Supplies       | 3,90,828   | 5,12,785   |
| Add: Purchases   | -          | 29,64,301  |
| Less: Closing Stock of Food & Beverages, Stores and Operating Supplies | -          | 3,90,828   |
|  | 3,90,828   | 30,86,258  |

NOTE NO. 19 : EMPLOYEE BENEFIT EXPENSES

| Particulars                             | Year Ended |            |
|---|------------|------------|
|   | 31-03-2021 | 31-03-2020 |
| Salaries & Other Benefits               | 1,38,961   | 53,97,698  |
| Contribution to Provident & Other Funds | -          | 3,47,235   |
| Staff Welfare Expenses                  | 1,449      | 1,32,590   |
|   | 1,40,410   | 58,77,523  |



W



| NOTE NO. 20 : OTHER EXPENSES             | Particulars | Amount in ₹              |                          |
|--|-------------|--------------------------|--------------------------|
|  |             | Year Ended<br>31-03-2021 | Year Ended<br>31-03-2020 |
| Upkeep & Service Cost                    |             | -                        | 8,93,876                 |
| - Building Maintenance                   |             | 42,184                   | 2,81,069                 |
| - Repairs, Maintenance to other assets.  |             | 8,452                    | 27,850                   |
| - Vehicle Maintenance & Running Exp.     |             | -                        | 26,68,705                |
| - Other Maintenance                      |             | -                        | 39,17,711                |
| Power & Fuel                             |             | 51,000                   | 1,29,000                 |
| Rent including Lease Rent                |             | 3,29,334                 | 6,14,667                 |
| Rates & Taxes                            |             | 434                      | 5,328                    |
| Insurance                                |             | 43,724                   | 94,677                   |
| Finance Charges                          |             | 5,201                    | 1,02,544                 |
| Travelling & Conveyance                  |             | 2,344                    | 80,613                   |
| Printing & Stationery                    |             | 34,019                   | 1,16,888                 |
| Postage, Telegram & Telephones           |             | 5,831                    | 19,10,250                |
| Advertisement & Other Marketing Expenses |             | 49,130                   | 6,48,807                 |
| Other Administrative Expenses            |             | -                        | 60,692                   |
| Legal & Professional Charges.            |             |                          |                          |
| Auditors Remuneration Includes           |             | 11,800                   | 11,800                   |
| - Audit Fee                              |             |                          |                          |
|  |             | 5,83,453                 | 1,15,64,477              |



*N*



## CLUB ARZEE LIMITED

### Notes to Accounts:

21) There are no dues to SSI Units outstanding for more than 45 days.

22) Auditors' Remuneration:

| Particulars | (Amount in ₹) |            |
|-------------|---------------|------------|
|             | 31-03-2021    | 31-03-2020 |
| Audit Fee   | 11,800/-      | 11,800/-   |

23) Related party Disclosure:

| S.No | Name of the Party                               | Relation          | Transaction                  | Bal as on 01.04.2020 ₹ | Transactions During the Year(2020-2021) ₹ | Bal as on 31.03.2021 ₹ |
|------|---|-------------------|------------------------------|------------------------|---|------------------------|
| 1    | Country Club Hospitality & Holidays Limited     | Holding Company   | Long Term Borrowings         | 2,07,36,457/-          | 26,18,998/-                               | 2,33,55,455/-          |
| 2    | Jade Resorts Private Limited                    | Fellow Subsidiary | Long Term Borrowings         | 23,966/-               | -   | 23,966/-               |
| 2    | Swimwell Investment and Trading Private Limited | Fellow Subsidiary | Long term Loans and Advances | 50,000/-               | -   | 50,000/-               |
| 3    | Chanakyapuri Resorts Private Limited            | Fellow Subsidiary | Long term Loans and Advances | 1,04,132/-             | -   | 1,04,132/-             |

24) Previous years' figures are restated/regrouped/rearranged wherever necessary in order to confirm the current years' grouping and classifications.

25) Figures have been rounded off to the nearest rupee.

### SIGNATURE TO NOTES 1 To 25

As per our report of even date

**For P C N & Associates**

Chartered Accountants

FRN: 016016S

  
**K. Gopala Krishna**

Partner

Membership No. 203605




For and on behalf of the Board

**CLUB ARZEE LIMITED**

  
**Y. SIDDHARTH REDDY**

Director

DIN:00815456

  
**Y. VARUN REDDY**

Director

DIN:01905757



Place: Hyderabad

Date : 29-06-2021